

**NEW YORK STATE  
MEDICAID PROGRAM**

**NURSE PRACTITIONER**

**BILLING GUIDELINES**

# TABLE OF CONTENTS

<b>Section I – Purpose Statement .....</b>	<b>3</b>
<b>Section II – Claims Submission .....</b>	<b>4</b>
Electronic Claims.....	5
Paper Claims.....	9
Claim Form eMedNY-150001 .....	11
Billing Instructions for Nurse Practitioner Services .....	11
<b>Section III – Remittance Advice .....</b>	<b>38</b>
Electronic Remittance Advice .....	38
Paper Remittance Advice .....	39
<b>Appendix A – Code Sets.....</b>	<b>62</b>
<b>Appendix B – Sterilization Consent Form – DSS-3134.....</b>	<b>64</b>
<b>Appendix C – Acknowledgment of Receipt of Hysterectomy     Information Form – DSS-3113.....</b>	<b>71</b>

## Section I – Purpose Statement

The purpose of this document is to assist the provider community in understanding and complying with the New York State Medicaid (NYS Medicaid) requirements and expectations for:

- Billing and submitting claims.
- Interpreting and using the information returned in the Medicaid Remittance Advice.

This document is customized for Nurse Practitioners and should be used by the provider as an instructional as well as a reference tool.

## Section II – Claims Submission

Nurse Practitioners can submit their claims to NYS Medicaid in electronic or paper formats.

Providers are required to submit an Electronic/Paper Transmitter Identification Number (ETIN) Application and a Certification Statement before submitting claims to NYS Medicaid. Certification Statements remain in effect and apply to all claims until superseded by another properly executed Certification Statement. You will be asked to update your Certification Statement on an annual basis. You will be provided with renewal information when your Certification Statement is near expiration.

### Pre-requirements for the Submission of Claims

Before submitting claims to NYS Medicaid, all providers need the following:

- An ETIN
- A Certification Statement

#### **ETIN**

This is a submitter identifier issued by the eMedNY Contractor. All providers are required to have an active ETIN on file with the eMedNY Contractor prior to the submission of claims. ETINs may be issued to an individual provider or provider group (if they are direct billers) and to service bureaus or clearinghouses.

The ETIN application is available at [www.emedny.org](http://www.emedny.org) by clicking on the link to the web page below:

#### **[Provider Enrollment Forms](#)**

#### **Certification Statement**

All providers, either direct billers or those who bill through a service bureau or clearinghouse, must file a notarized Certification Statement with NYS Medicaid for each ETIN used for billing.

The Certification Statement is good for one year, after which it needs to be renewed for electronic billing continuity under a specific ETIN. Failure to renew the Certification Statement for a specific ETIN will result in claim rejection.

The Certification Statement is available on the third page of the ETIN application at [www.emedny.org](http://www.emedny.org) or can be accessed by clicking on the link above.

## Electronic Claims

Pursuant to the Health Insurance Portability and Accountability Act (HIPAA), Public Law 104-191, which was signed into law August 12, 1996, the NYS Medicaid Program adopted the HIPAA-compliant transactions as the sole acceptable format for electronic claim submission, effective November 2003.

Nurse Practitioners who choose to submit their Medicaid claims electronically are required to use the HIPAA 837 Professional (837P) transaction. In addition to this document, direct billers may also refer to the sources listed below to comply with the NYS Medicaid requirements.

- **HIPAA 837P Implementation Guide (IG)** explains the proper use of the 837P standards and program specifications. This document is available at [www.wpc-edi.com/hipaa](http://www.wpc-edi.com/hipaa).
- **NYS Medicaid 837P Companion Guide (CG)** is a subset of the IG which provides specific instructions on the NYS Medicaid requirements for the 837P transaction.
- **NYS Medicaid Technical Supplementary Companion Guide** provides technical information needed to successfully transmit and receive electronic data. Some of the topics put forth in this CG are testing requirements, error report information, and communication specifications.

These documents are available at [www.emedny.org](http://www.emedny.org) by clicking on the link to the web page below:

[eMedNY Companion Guides and Sample Files](#)

## Pre-requirements for the Submission of Electronic Claims

In addition to an ETIN and a Certification Statement, providers need the following before submitting electronic claims to NYS Medicaid:

- A User ID and Password
- A Trading Partner Agreement
- Testing

### **User ID and Password**

Electronic submitters need a user ID and password to access the NYS Medicaid eMedNY system through one of the communication methods available. The user ID and password are issued to the submitter at the time of enrollment in one of the communication methods. The method used to apply for a user ID varies depending on the communication method chosen by the provider. For example: An ePACES user ID is assigned systematically via email while an FTP user ID is assigned after the submission of a Security Packet B.

### **Trading Partner Agreement**

This document addresses certain requirements applicable to the electronic exchange of information and data associated with health care transactions.

The NYS Medicaid Trading Partner Agreement is available at [www.emedny.org](http://www.emedny.org) by clicking on the link to the web page below:

[Provider Enrollment Forms](#)

### **Testing**

Direct billers (either individual providers or service bureaus/clearinghouses that bill for multiple providers) are encouraged to submit production tests to CSC before they start submitting Medicaid claims for the first time after enrollment or any time they update their systems or start using a new system. This testing will assist providers in identifying errors in their system and allow for corrections before they submit actual claims.

Information and instructions regarding testing are available at [www.emedny.org](http://www.emedny.org) by clicking on the link to the web page below:

[eMedNY Companion Guides and Sample Files](#)

## Communication Methods

The following communication methods are available for submission of electronic claims to NYS Medicaid:

- ePACES
- eMedNY eXchange
- FTP
- CPU to CPU
- eMedNY Gateway

### ePACES

NYS Medicaid provides a HIPAA-compliant web-based application that is customized for specific transactions, including the 837P. ePACES, which is provided free of charge, is ideal for providers with small-to-medium claim volume.

The requirements for using ePACES include:

- An ETIN and Certification Statement should be obtained prior to enrollment
- Internet Explorer 4.01 and above or Netscape 4.7 and above
- Internet browser that supports 128-bit encryption and cookies
- Minimum connection speed of 56K
- An accessible email address

The following transactions can be submitted via ePACES:

- 270/271 - Eligibility Benefit Inquiry and Response
- 276/277 - Claim Status Request and Response
- 278 - Prior Approval/Prior Authorization/Service Authorization Request and Response
- 837 - Dental, Professional and Institutional Claims

ePACES also features the **real time claim submission** functionality under the 837 Professional transaction, which allows immediate adjudication of the claim. When this functionality is used, a claim adjudication status response is sent to the submitter shortly after submission.

To take advantage of ePACES, providers need to follow an enrollment process. Additional enrollment information is available at [www.emedny.org](http://www.emedny.org) by clicking on the link to the web page below:

### [Self Help](#)

#### **eMedNY eXchange**

The eMedNY eXchange works like email; users are assigned an inbox and they are able to send and receive transaction files in an email-like fashion. Transaction files are attached and sent to eMedNY for processing and the responses are delivered to the user's inbox so they can be detached and saved on the user's computer. **For security reasons, the eMedNY eXchange is accessible only through the eMedNY website [www.emedny.org](http://www.emedny.org).**

The eMedNY eXchange only accepts HIPAA-compliant transactions.

Access to the eMedNY eXchange is obtained through an enrollment process. To enroll in eXchange, you must first complete enrollment in ePACES and at least one login attempt must be successful.

#### **FTP**

File Transfer Protocol (FTP) is the standard process for batch authorization transmissions. FTP allows users to transfer files from their computer to another computer. FTP is strictly a dial-up connection.

FTP access is obtained through an enrollment process. To obtain a user name and password, you must complete and return a Security Packet B. The Security Packet B is available at [www.emedny.org](http://www.emedny.org) by clicking on the link to the web page below:

### [Provider Enrollment Forms](#)

#### **CPU to CPU**

This method consists of a direct connection established between the submitter and the processor, and it is most suitable for high volume submitters. For additional information regarding this access method, please contact the eMedNY Call Center at 800-343-9000.



## eMedNY Gateway

This is a dial-up access method. It requires the use of the user ID assigned at the time of enrollment and a password. eMedNY Gateway access is obtained through an enrollment process. To obtain a user name and password, you must complete and return a Security Packet B. The Security Packet B is available at [www.emedny.org](http://www.emedny.org) by clicking on the link to the web page below:

### [Provider Enrollment Forms](#)

**Note: For questions regarding ePACES, eXchange, FTP, CPU to CPU or eMedNY Gateway connections, call the eMedNY Call Center at 800-343-9000.**

## Paper Claims

Nurse Practitioners who choose to submit their claims on paper forms must use the New York State eMedNY-150001 claim form. To view the eMedNY-150001 claim form please click on the link provided below. The displayed claim form is a sample and the information it contains is for illustration purposes only.

### [Nurse Practitioner – Sample Claim](#)

An ETIN and a Certification Statement are required to submit paper claims. Providers who have a valid ETIN for the submission of electronic claims do not need an additional ETIN for paper submissions. The ETIN and associated certification qualifies the provider to submit claims in both electronic and paper formats.

## General Instructions for Completing Paper Claims

Since the information entered on the claim form is captured via an automated data collection process (imaging), it is imperative that it be legible and placed appropriately in the required fields. The following guidelines will help ensure the accuracy of the imaging output.

- All information should be typed or printed.
- Alpha characters (letters) should be capitalized.
- Numbers should be written as close to the example below as possible:

1 2 3 4 5 6 7 8 9 0

- Circles (the letter O, the number 0) must be closed.

## Nurse Practitioner Billing Guidelines

---

- Avoid unfinished characters. For example:

Written As	Intended As	Interpreted As										
<table border="1"><tr><td></td><td></td><td>6.</td><td>0</td><td>0</td></tr></table>			6.	0	0	6.00	<table border="1"><tr><td></td><td></td><td>6.</td><td>6</td><td>0</td></tr></table> → Zero interpreted as six			6.	6	0
		6.	0	0								
		6.	6	0								

- When typing or printing, stay within the box provided: ensure that no characters (letters or numbers) touch the claim form lines. For example:

Written As	Intended As	Interpreted As		
<table border="1"><tr><td>2</td></tr></table>	2	2	<table border="1"><tr><td>7</td></tr></table> → Two interpreted as seven	7
2				
7				
<table border="1"><tr><td>3</td></tr></table>	3	3	<table border="1"><tr><td>2</td></tr></table> → Three interpreted as two	2
3				
2				

- Characters should not touch each other. Example:

Written As	Intended As	Interpreted As		
<table border="1"><tr><td>23</td></tr></table>	23	23	<table border="1"><tr><td>illegible</td></tr></table> → Entry cannot be interpreted properly	illegible
23				
illegible				

- Do not write between lines.
- Do not use arrows or quotation marks to duplicate information.
- Do not use the dollar sign (\$) to indicate dollar amounts; do not use commas to separate thousands. For example, three thousand should be entered as 3000, not as 3,000.
- For writing, it is best to use a felt tip pen with a fine point. Avoid ballpoint pens that skip; do not use pencils, highlighters, or markers. Only blue or black ink is acceptable.
- If entering information through a computer, ensure that all information is aligned properly, and that the printer ink is dark enough to provide clear legibility.
- Do not submit claim forms with corrections, such as information written over correction fluid or crossed out information. If mistakes are made, a new form should be used.
- Separate forms using perforations; do not cut the edges.
- Do not fold the claim forms.

- Do not use adhesive labels (for example for address); do not place stickers on the form.
- Do not write or use staples on the bar-code area.

The address for submitting claim forms is:

**COMPUTER SCIENCES CORPORATION  
P.O. Box 4601  
Rensselaer, NY 12144-4601**

## Claim Form eMedNY-150001

To view the eMedNY-150001 claim form please click on the link provided below. The displayed claim form is a sample and the information it contains is for illustration purposes only.

[Nurse Practitioner - Sample Claim](#)

## General Information About the eMedNY-150001

Shaded fields are not required to be completed **unless noted otherwise**. Therefore, shaded fields that are not required to be completed in any circumstance are not listed in the instructions that follow.

Most claim form fields have been sized to contain the exact number of characters for the required information. However, some fields have been sized to accommodate potential future changes. For example the Provider ID number has more spaces than the current number of characters for the required information. In this case, the entry must be **right justified (unless otherwise noted in the field instructions)**, that is, the extra spaces must be left blank at the left side of the box. For example, Medicaid Provider ID number 02345678 should be entered as follows:

			0	2	3	4	5	6	7	8
--	--	--	---	---	---	---	---	---	---	---

## Billing Instructions for Nurse Practitioner Services

This subsection of the Billing Guidelines covers the specific NYS Medicaid billing requirements for Nurse Practitioners. Although the instructions that follow are based on the eMedNY-150001 paper claim form, they are also intended as a guideline for electronic billers who should refer to these instructions for finding out what information they need to provide on their claims, what codes they need to use, etc.

It is important that providers adhere to the instructions outlined below. Claims that do not conform to the eMedNY requirements as described throughout this document may be rejected, pending, or denied.

## Field by Field Instructions for Claim Form eMedNY-150001

### Header Section: Fields 1 through 23B

*The information entered in the Header Section of the claim form (fields 1 through 23B) must apply to all claim lines entered in the Encounter Section of the form.*

*The following two fields (unnumbered) should only be used to adjust or void a paid claim. Do not write in these fields when preparing an original claim form.*

### **ADJUSTMENT/VOID CODE (Upper Right Corner of Form)**

Leave this field blank when submitting an original claim or resubmission of a denied claim.

- If submitting an **adjustment** (replacement) to a previously paid claim, enter 'X' or the value **7** in the 'A' box.
- If submitting a **void** to a previously paid claim, enter 'X' or the value **8** in the 'V' box.

### **ORIGINAL CLAIM REFERENCE NUMBER (Upper Right Corner of the Form)**

Leave this field blank when submitting an original claim or resubmission of a denied claim.

If submitting an adjustment or a void, enter the appropriate **Transaction Control Number (TCN)** in this field. A TCN is a 16-digit identifier that is assigned to each claim document or electronic record regardless of the number of individual claim lines (service date/procedure combinations) submitted in the document or record. For example, a document/record containing a single service date/procedure combination will be assigned a unique, single TCN; a document/record containing five service date/procedure combinations will be assigned a unique, single TCN, which will be shared by all the individual claim lines submitted under that document/record.

### **Adjustment**

An adjustment may be submitted to accomplish any of the following purposes:

- To change information contained in one or more claims submitted on a previously paid TCN
- To cancel one or more claim lines submitted on a previously paid TCN (except if the TCN contained one single claim line or if all the claim lines contained in the TCN are to be voided)

### ***Adjustment to Change Information***

If an adjustment is submitted to correct information on one or more claim lines sharing the same TCN, follow the instructions below:

- The **Provider ID number**, the **Group ID number**, and the **Patient's Medicaid ID number** must not be adjusted.
- The adjustment must be submitted in a new claim form (copy of the original form is unacceptable).
- The adjustment must contain all claim lines originally submitted in the same document/record (all claim lines with the same TCN) and all applicable fields must be completed with the necessary changes.

The adjustment will cause the correction of the adjusted information in the TCN history records as well as the cancellation of the original TCN payment and the re-pricing of the TCN based on the adjusted information.

### **Example:**

TCN 0709819876543200 is shared by three individual claim lines. This TCN was paid on April 18, 2007. After receiving payment, the provider determines that the service date of one of the claim line records is incorrect. An adjustment must be submitted to correct the records. Refer to Figures 1A and 1B for an illustration of this example.

Figure 1A: Original Claim Form


<b>MEDICAL ASSISTANCE HEALTH INSURANCE CLAIM FORM</b> <b>TITLE XIX PROGRAM</b>				ONLY TO BE USED TO ADJUST/VOID PAID CLAIM		CODE A V		ORIGINAL CLAIM REFERENCE NUMBER																											
<b>PATIENT AND INSURED (SUBSCRIBER) INFORMATION</b>																																			
 DO NOT STAPLE IN BARCODE AREA				1. PATIENT'S NAME (First, middle, last) <b>JANE SMITH</b>				2. DATE OF BIRTH <b>05 20 1990</b>				2A. TOTAL ANNUAL FAMILY INCOME				3. INSURED'S NAME (First name, middle initial, last name)																			
				4. PATIENT'S ADDRESS (Street, City, State, Zip Code)				5. INSURED'S SEX MALE <input type="checkbox"/> FEMALE <input type="checkbox"/>				5A. PATIENT'S SEX MALE <input checked="" type="checkbox"/> FEMALE <input checked="" type="checkbox"/>				6. MEDICARE NUMBER <b>A B 1 2 3 4 5 C</b>				6A. MEDICAID NUMBER															
				5B. PATIENT'S TELEPHONE NUMBER ( )				6B. PRIVATE INSURANCE NUMBER				GROUP NO.				RECIPROCIITY NO.																			
				6 C. PATIENT'S EMPLOYER, OCCUPATION OR SCHOOL				7. PATIENT'S RELATIONSHIP TO INSURED SELF <input type="checkbox"/> SPOUSE <input type="checkbox"/> CHILD <input type="checkbox"/> OTHER <input type="checkbox"/>				8. INSURED'S EMPLOYER OR OCCUPATION																							
				9. OTHER HEALTH INSURANCE COVERAGE - Enter name of Policyholder, Plan Name and Address, and Policy or Private Insurance Number				10. WAS CONDITION RELATED TO PATIENT'S EMPLOYMENT <input checked="" type="checkbox"/> CRIME VICTIM <input checked="" type="checkbox"/> AUTO ACCIDENT <input checked="" type="checkbox"/> OTHER LIABILITY <input checked="" type="checkbox"/>				11. INSURED'S ADDRESS (Street, City, State, Zip Code)																							
12. PATIENT'S OR AUTHORIZED SIGNATURE				DATE MM DD YY				13. INSURED'S SIGNATURE																											
<b>PHYSICIAN OR SUPPLIER INFORMATION (REFER TO REVERSE BEFORE COMPLETING AND SIGNING)</b>																																			
14. DATE OF ONSET OF CONDITION MM DD YY			15. FIRST CONSULTED FOR CONDITION MM DD YY			16. HAS PATIENT EVER HAD SAME OR SIMILAR SYMPTOMS YES <input type="checkbox"/> NO <input type="checkbox"/>			16A. EMERGENCY RELATED YES <input checked="" type="checkbox"/> NO <input type="checkbox"/>			17. DATE PATIENT MAY RETURN TO WORK MM DD YY			18. DATES OF DISABILITY TOTAL <input type="checkbox"/> PARTIAL <input type="checkbox"/>			FROM MM DD YY			TO MM DD YY														
19. NAME OF REFERRING PHYSICIAN OR OTHER SOURCE						19A. ADDRESS (OR SIGNATURE SHF ONLY)						19B. PROF CD			19C. IDENTIFICATION NUMBER			19D. DX CODE																	
20. FOR SERVICES RELATED TO HOSPITALIZATION, GIVE HOSPITALIZATION DATES ADMITTED MM DD YY			DISCHARGED MM DD YY			20A. NAME OF HOSPITAL						20B. SURGERY DATE MM DD YY			20C. TYPE OF SURGERY																				
21. NAME OF FACILITY WHERE SERVICES RENDERED (If other than home or office)						21A. ADDRESS OF FACILITY						22. WAS LABORATORY WORK PERFORMED OUTSIDE YOUR OFFICE YES <input type="checkbox"/> NO <input type="checkbox"/>			LAB CHARGES																				
22A. SERVICE PROVIDER NAME						22B. PROF CD			22C. IDENTIFICATION NUMBER			22D. STERILIZATION ABORTION CODE			22E. STATUS CODE																				
23. DIAGNOSIS OR NATURE OF ILLNESS: RELATE DIAGNOSIS TO PROCEDURE IN COLUMN 24H BY REFERENCE TO NUMBERS 1, 2, 3, ETC. OR DX CODE												22F. POSSIBLE DISABILITY Y X			22G. EPSDT C/THP Y N			22H. FAMILY PLANNING Y X			23A. PRIOR APPROVAL NUMBER			23B. PAYMT SOURCE CODE 1 1											
24A. DATE OF SERVICE M M D D Y Y			24B. PLACE			24C. PROCEDURE CD			24D. MOD			24E. MOD			24F. MOD			24G. MOD			24H. DIAGNOSIS CODE			24I. DAYS OR UNITS			24J. CHARGES			24K.			24L.		
0 4 0 4 0 7			1 1			9 9 2 1 4									4 9 1.2						1 9.5 0														
0 4 0 4 0 7			1 1			J 3 3 7 0									4 9 1.2						8.0 0														
0 4 1 2 0 7			1 1			9 9 2 1 8									4 9 1.2						6.5 0														
24M. INPATIENT HOSPITAL VISITS FROM MM DD YY			THROUGH MM DD YY			24N. PROC CD			24O. MOD																										
25. CERTIFICATION (I CERTIFY THAT THE STATEMENTS ON THE REVERSE SIDE APPLY TO THIS BILL AND ARE MADE A PART HEREOF) <b>James Strong</b> SIGNATURE OF PHYSICIAN OR SUPPLIER						26. ACCEPT ASSIGNMENT YES <input type="checkbox"/> NO <input type="checkbox"/>						27. TOTAL CHARGE			28. AMOUNT PAID			29. BALANCE DUE																	
25A. PROVIDER IDENTIFICATION NUMBER 0 1 2 3 4 5 6 7						30. EMPLOYER IDENTIFICATION NUMBER/ SOCIAL SECURITY NUMBER						31. PHYSICIAN'S OR SUPPLIER'S NAME, ADDRESS, ZIP CODE <b>James Strong, N.P.</b> <b>312 Main Street</b> <b>Anytown, New York 11111-1111</b>																							
25B. MEDICAID GROUP IDENTIFICATION NUMBER						25C. LOCATOR CODE 0 0 3			25D. SA EXCP CODE			32A. MY FEE HAS BEEN PAID YES <input type="checkbox"/> NO <input type="checkbox"/>			TELEPHONE NUMBER ( )			EXT.																	
COUNTY OF SUBMITTAL			25E. DATE SIGNED <b>04 15 07</b>			32. PATIENT'S ACCOUNT NUMBER			<b>A B C 1 2 3 4 5</b>			DO NOT WRITE IN THIS SPACE						EMEDNY - 150001 (1/04)																	
33. OTHER REFERRING ORDERING PROVIDER ID/LICENSE NUMBER						34. PROF CD			35. CASE MANAGER ID																										

Figure 1B: Adjustment

MEDICAL ASSISTANCE HEALTH INSURANCE CLAIM FORM TITLE XIX PROGRAM				ONLY TO BE USED TO ADJUST/VOID PAID CLAIM	CODE		ORIGINAL CLAIM REFERENCE NUMBER																
				7	V	0 7 0 9 8 1 9 8 7 6 5 4 3 2 0 0																	
PATIENT AND INSURED (SUBSCRIBER) INFORMATION																							
<b>DO NOT STAPLE IN BARCODE AREA</b>	1. PATIENT'S NAME (First, middle, last)				2. DATE OF BIRTH		2A. TOTAL ANNUAL FAMILY INCOME		3. INSURED'S NAME (First name, middle initial, last name)														
	<b>JANE SMITH</b>				<b>05/20/1990</b>																		
	4. PATIENT'S ADDRESS (Street, City, State, Zip Code)				5. INSURED'S SEX		5A. PATIENT'S SEX		6. MEDICARE NUMBER			6A. MEDICAID NUMBER											
					MALE <input type="checkbox"/> FEMALE <input type="checkbox"/>		MALE <input checked="" type="checkbox"/> FEMALE <input checked="" type="checkbox"/>					<b>A B 1 2 3 4 5 C</b>											
	5B. PATIENT'S TELEPHONE NUMBER				6B. PRIVATE INSURANCE NUMBER		GROUP NO.		RECIROCITY NO.														
6 C. PATIENT'S EMPLOYER, OCCUPATION OR SCHOOL				7. PATIENT'S RELATIONSHIP TO INSURED		8. INSURED'S EMPLOYER OR OCCUPATION																	
				SELF <input type="checkbox"/> SPOUSE <input type="checkbox"/> CHILD <input type="checkbox"/> OTHER <input type="checkbox"/>																			
9. OTHER HEALTH INSURANCE COVERAGE - Enter name of Policyholder, Plan Name and Address, and Policy or Private Insurance Number				10. WAS CONDITION RELATED TO		11. INSURED'S ADDRESS (Street, City, State, Zip Code)																	
				PATIENT'S EMPLOYMENT <input checked="" type="checkbox"/> CRIME VICTIM <input checked="" type="checkbox"/>																			
				AUTO ACCIDENT <input checked="" type="checkbox"/> OTHER LIABILITY <input type="checkbox"/>																			
12. PATIENT'S OR AUTHORIZED SIGNATURE				DATE		13. INSURED'S SIGNATURE																	
				MM DD YY																			
PHYSICIAN OR SUPPLIER INFORMATION (REFER TO REVERSE BEFORE COMPLETING AND SIGNING)																							
14. DATE OF ONSET OF CONDITION		15. FIRST CONSULTED FOR CONDITION		16. HAS PATIENT EVER HAD SAME OR SIMILAR SYMPTOMS		16A. EMERGENCY RELATED		17. DATE PATIENT MAY RETURN TO WORK		18. DATES OF DISABILITY		19. IDENTIFICATION NUMBER											
MM DD YY		MM DD YY		YES <input type="checkbox"/> NO <input type="checkbox"/>		YES <input checked="" type="checkbox"/> NO <input type="checkbox"/>		MM DD YY		TOTAL <input type="checkbox"/> PARTIAL <input type="checkbox"/>		19D. DX CODE											
19. NAME OF REFERRING PHYSICIAN OR OTHER SOURCE				19A. ADDRESS (OR SIGNATURE SHF ONLY)				19B. PROF CD		19C. IDENTIFICATION NUMBER													
20. FOR SERVICES RELATED TO HOSPITALIZATION, GIVE HOSPITALIZATION DATES		ADMITTED		DISCHARGED		20A. NAME OF HOSPITAL		20B. SURGERY DATE		20C. TYPE OF SURGERY													
MM DD YY		MM DD YY		MM DD YY				MM DD YY															
21. NAME OF FACILITY WHERE SERVICES RENDERED (If other than home or office)				21A. ADDRESS OF FACILITY				22. WAS LABORATORY WORK PERFORMED OUTSIDE YOUR OFFICE		LAB CHARGES													
								YES <input type="checkbox"/> NO <input type="checkbox"/>															
22A. SERVICE PROVIDER NAME				22B. PROF CD		22C. IDENTIFICATION NUMBER		22D. STERILIZATION ABORTION CODE		22E. STATUS CODE													
23. DIAGNOSIS OR NATURE OF ILLNESS: RELATE DIAGNOSIS TO PROCEDURE IN COLUMN 24H BY REFERENCE TO NUMBERS 1, 2, 3, ETC. OR DX CODE						22F. POSSIBLE DISABILITY		22G. EPSDT C/THP		22H. FAMILY PLANNING		23B. PAYMT SOURCE CODE											
1.						Y X		Y N		Y X		1 D											
2.																							
3.																							
24A. DATE OF SERVICE		24B. PLACE		24C. PROCEDURE CD		24D. MOD		24E. MOD		24F. MOD		24G. MOD		24H. DIAGNOSIS CODE		24I. DAYS OR UNITS		24J. CHARGES		24K.		24L.	
M M D D Y Y		1 1		9 9 2 1 4										4 9 1.2				1 9.5 0					
0 4 0 4 0 7		1 1		J 3 3 7 0										4 9 1.2				8.0 0					
0 4 1 4 0 7		1 1		9 9 2 1 8										4 9 1.2				6.5 0					
24M. INPATIENT HOSPITAL VISITS		FROM		THROUGH		24N. PROC CD		24O. MOD															
		MM DD YY		MM DD YY																			
25. CERTIFICATION (I CERTIFY THAT THE STATEMENTS ON THE REVERSE SIDE APPLY TO THIS BILL AND ARE MADE A PART HEREOF)				26. ACCEPT ASSIGNMENT				27. TOTAL CHARGE				28. AMOUNT PAID				29. BALANCE DUE							
				YES <input type="checkbox"/> NO <input type="checkbox"/>																			
<b>James Strong</b> SIGNATURE OF PHYSICIAN OR SUPPLIER				30. EMPLOYER IDENTIFICATION NUMBER/ SOCIAL SECURITY NUMBER				31. PHYSICIAN'S OR SUPPLIER'S NAME, ADDRESS, ZIP CODE															
								<b>James Strong, N.P.</b> <b>312 Main Street</b> <b>Anytown, New York 11111-1111</b>															
25A. PROVIDER IDENTIFICATION NUMBER				25B. MEDICAID GROUP IDENTIFICATION NUMBER				25C. LOCATOR CODE				25D. SA EXCP CODE				32A. MY FEE HAS BEEN PAID							
0 1 2 3 4 5 6 7								0 0 3								YES <input type="checkbox"/> NO <input type="checkbox"/>							
COUNTY OF SUBMITTAL		25E. DATE SIGNED		32. PATIENT'S ACCOUNT NUMBER		A B C 1 2 3 4 5				DO NOT WRITE IN THIS SPACE		EMEDNY - 150001 (1/04)											
		05 10 07																					
33. OTHER REFERRING ORDERING PROVIDER ID/LICENSE NUMBER				34. PROF CD				35. CASE MANAGER ID															

***Adjustment to Cancel One or More Claims Originally Submitted on the Same Document/Record (TCN)***

An adjustment should be submitted to cancel or void one or more individual claim lines that were originally submitted on the same document/record and share the same TCN. The following instructions must be followed:

- The adjustment must be submitted in a new claim form (copy of the original form is unacceptable).
- The adjustment must contain all claim lines submitted in the original document (all claim lines with the same TCN) **except for the claim(s) line(s) to be voided**; these claim lines must be omitted in the adjustment. All applicable fields must be completed.

The adjustment will cause the cancellation of the omitted individual claim lines from the TCN history records as well as the cancellation of the original TCN payment and the re-pricing of the new TCN (Adjustment) based on the adjusted information.

**Example:**


TCN 0709818765432100 contained three individual claim lines, which were paid on April 18, 2007. Later it was determined that one of the claims was incorrectly billed since the service was never rendered. The claim line for that service must be cancelled to reimburse Medicaid for the overpayment. An adjustment should be submitted. Refer to Figures 2A and 2B for an illustration of this example.



Figure 2A: Original Claim

<b>MEDICAL ASSISTANCE HEALTH INSURANCE CLAIM FORM TITLE XIX PROGRAM</b>			ONLY TO BE USED TO ADJUST/VOID PAID CLAIM		CODE A V		ORIGINAL CLAIM REFERENCE NUMBER										
PATIENT AND INSURED (SUBSCRIBER) INFORMATION																	
DO NOT STAPLE IN BARCODE AREA	1. PATIENT'S NAME (First, middle, last) <b>JANE SMITH</b>			2. DATE OF BIRTH <b>05 20 1990</b>			2A. TOTAL ANNUAL FAMILY INCOME		3. INSURED'S NAME (First name, middle initial, last name)								
	4. PATIENT'S ADDRESS (Street, City, State, Zip Code)			5. INSURED'S SEX MALE FEMALE <input type="checkbox"/> <input type="checkbox"/>		5A. PATIENT'S SEX MALE FEMALE <input checked="" type="checkbox"/> <input checked="" type="checkbox"/>		6. MEDICARE NUMBER			6A. MEDICAID NUMBER <b>A B 1 2 3 4 5 C</b>						
	5B. PATIENT'S TELEPHONE NUMBER			6B. PRIVATE INSURANCE NUMBER			GROUP NO.		RECIROCITY NO.								
	6. C. PATIENT'S EMPLOYER, OCCUPATION OR SCHOOL			7. PATIENT'S RELATIONSHIP TO INSURED SELF SPOUSE CHILD OTHER <input type="checkbox"/> <input type="checkbox"/> <input type="checkbox"/> <input type="checkbox"/>			8. INSURED'S EMPLOYER OR OCCUPATION										
	9. OTHER HEALTH INSURANCE COVERAGE - Enter name of Policyholder, Plan Name and Address, and Policy or Private Insurance Number			10. WAS CONDITION RELATED TO PATIENT'S EMPLOYMENT <input checked="" type="checkbox"/> <input type="checkbox"/> CRIME VICTIM AUTO ACCIDENT <input checked="" type="checkbox"/> <input type="checkbox"/> OTHER LIABILITY			11. INSURED'S ADDRESS (Street, City, State, Zip Code)										
	12. PATIENT'S OR AUTHORIZED SIGNATURE			DATE MM DD YY			13. INSURED'S SIGNATURE										
<b>PHYSICIAN OR SUPPLIER INFORMATION (REFER TO REVERSE BEFORE COMPLETING AND SIGNING)</b>																	
14. DATE OF ONSET OF CONDITION MM DD YY			15. FIRST CONSULTED FOR CONDITION MM DD YY			16. HAS PATIENT EVER HAD SAME OR SIMILAR SYMPTOMS YES <input type="checkbox"/> NO <input type="checkbox"/>			16A. EMERGENCY RELATED YES <input checked="" type="checkbox"/> NO <input type="checkbox"/>		17. DATE PATIENT MAY RETURN TO WORK MM DD YY			18. DATES OF DISABILITY TOTAL PARTIAL FROM TO MM DD YY MM DD YY			
19. NAME OF REFERRING PHYSICIAN OR OTHER SOURCE						19A. ADDRESS (OR SIGNATURE SHF ONLY)			19B. PROF CD		19C. IDENTIFICATION NUMBER			19D. DX CODE			
20. FOR SERVICES RELATED TO HOSPITALIZATION, GIVE HOSPITALIZATION DATES ADMITTED DISCHARGED MM DD YY MM DD YY			20A. NAME OF HOSPITAL			20B. SURGERY DATE MM DD YY			20C. TYPE OF SURGERY								
21. NAME OF FACILITY WHERE SERVICES RENDERED (If other than home or office)						21A. ADDRESS OF FACILITY			22. WAS LABORATORY WORK PERFORMED OUTSIDE YOUR OFFICE YES <input type="checkbox"/> NO <input type="checkbox"/>			LAB CHARGES					
22A. SERVICE PROVIDER NAME			22B. PROF CD		22C. IDENTIFICATION NUMBER		22D. STERILIZATION ABORTION CODE			22E. STATUS CODE							
23. DIAGNOSIS OR NATURE OF ILLNESS: RELATE DIAGNOSIS TO PROCEDURE IN COLUMN 24H BY REFERENCE TO NUMBERS 1, 2, 3, ETC. OR DX CODE						22F. POSSIBLE DISABILITY Y X			22G. EPSDT C/THP Y N			22H. FAMILY PLANNING Y X					
1. 2. 3.						23A. PRIOR APPROVAL NUMBER			23B. PAYMT SOURCE CODE <b>1 1</b>								
24A. DATE OF SERVICE M M D D Y Y		24B. PLACE		24C. PROCEDURE CD		24D. MOD	24E. MOD	24F. MOD	24G. MOD	24H. DIAGNOSIS CODE		24I. DAYS OR UNITS	24J. CHARGES		24K.	24L.	
<b>03 23 07</b>		<b>11</b>		<b>9 9 2 1 4</b>						<b>4 9 1.2</b>		<b>19.5 0</b>					
<b>03 23 07</b>		<b>11</b>		<b>J 3 3 7 0</b>						<b>4 9 1.2</b>		<b>8.0 0</b>					
<b>03 23 07</b>		<b>11</b>		<b>9 9 2 1 8</b>						<b>4 9 1.2</b>		<b>6.5 0</b>					
24M. INPATIENT HOSPITAL VISITS FROM THROUGH MM DD YY MM DD YY			24N. PROC CD		24O. MOD												
25. CERTIFICATION (I CERTIFY THAT THE STATEMENTS ON THE REVERSE SIDE APPLY TO THIS BILL AND ARE MADE A PART HEREOF)  <b>James Strong</b> SIGNATURE OF PHYSICIAN OR SUPPLIER						26. ACCEPT ASSIGNMENT YES <input type="checkbox"/> NO <input type="checkbox"/>			27. TOTAL CHARGE			28. AMOUNT PAID			29. BALANCE DUE		
25A. PROVIDER IDENTIFICATION NUMBER <b>0 1 2 3 4 5 6 7</b>						30. EMPLOYER IDENTIFICATION NUMBER/ SOCIAL SECURITY NUMBER			31. PHYSICIAN'S OR SUPPLIER'S NAME, ADDRESS, ZIP CODE  <b>James Strong, N.P.</b> <b>312 Main Street</b> <b>Anytown, New York 11111-1111</b>								
25B. MEDICAID GROUP IDENTIFICATION NUMBER			25C. LOCATOR CODE <b>0 0 3</b>		25D. SA EXCP CODE		32A. MY FEE HAS BEEN PAID YES <input type="checkbox"/> NO <input type="checkbox"/>			TELEPHONE NUMBER ( ) EXT.							
COUNTY OF SUBMITTAL		25E. DATE SIGNED <b>03 23 07</b>		32. PATIENT'S ACCOUNT NUMBER <b>A B C 1 2 3 4 5</b>		DO NOT WRITE IN THIS SPACE											
33. OTHER REFERRING ORDERING PROVIDER ID/LICENSE NUMBER			34. PROF CD		35. CASE MANAGER ID												

Figure 2B: Adjustment

<b>MEDICAL ASSISTANCE HEALTH INSURANCE CLAIM FORM</b> <b>TITLE XIX PROGRAM</b>				ONLY TO BE USED TO ADJUST/VOID PAID CLAIM CODE <input checked="" type="checkbox"/> <input type="checkbox"/>		ORIGINAL CLAIM REFERENCE NUMBER 0 7 0 9 8 1 8 7 6 5 4 3 2 1 0 0																	
<b>PATIENT AND INSURED (SUBSCRIBER) INFORMATION</b>																							
 DO NOT STAPLE IN BARCODE AREA				1. PATIENT'S NAME (First, middle, last) <b>JANE SMITH</b>				2. DATE OF BIRTH <b>05201990</b>		2A. TOTAL ANNUAL FAMILY INCOME		3. INSURED'S NAME (First name, middle initial, last name)											
				4. PATIENT'S ADDRESS (Street, City, State, Zip Code)				5. INSURED'S SEX MALE <input type="checkbox"/> FEMALE <input type="checkbox"/>		5A. PATIENT'S SEX MALE <input checked="" type="checkbox"/> FEMALE <input checked="" type="checkbox"/>		6. MEDICARE NUMBER <b>A B 1 2 3 4 5 C</b>			6A. MEDICAID NUMBER								
				6 C. PATIENT'S EMPLOYER, OCCUPATION OR SCHOOL				7. PATIENT'S RELATIONSHIP TO INSURED SELF <input type="checkbox"/> SPOUSE <input type="checkbox"/> CHILD <input type="checkbox"/> OTHER <input type="checkbox"/>				6B. PRIVATE INSURANCE NUMBER			GROUP NO.		RECIROCITY NO.						
				9. OTHER HEALTH INSURANCE COVERAGE - Enter name of Policyholder, Plan Name and Address, and Policy or Private Insurance Number				10. WAS CONDITION RELATED TO PATIENT'S EMPLOYMENT <input checked="" type="checkbox"/> CRIME VICTIM <input checked="" type="checkbox"/> AUTO ACCIDENT <input checked="" type="checkbox"/> OTHER LIABILITY <input checked="" type="checkbox"/>				8. INSURED'S EMPLOYER OR OCCUPATION											
12. PATIENT'S OR AUTHORIZED SIGNATURE				DATE MM DD YY		11. INSURED'S ADDRESS (Street, City, State, Zip Code)						13. INSURED'S SIGNATURE											
<b>PHYSICIAN OR SUPPLIER INFORMATION (REFER TO REVERSE BEFORE COMPLETING AND SIGNING)</b>																							
14. DATE OF ONSET OF CONDITION MM DD YY		15. FIRST CONSULTED FOR CONDITION MM DD YY		16. HAS PATIENT EVER HAD SAME OR SIMILAR SYMPTOMS YES <input type="checkbox"/> NO <input type="checkbox"/>		16A. EMERGENCY RELATED YES <input checked="" type="checkbox"/> NO <input type="checkbox"/>		17. DATE PATIENT MAY RETURN TO WORK MM DD YY		18. DATES OF DISABILITY TOTAL <input type="checkbox"/> PARTIAL <input type="checkbox"/>		FROM MM DD YY		TO MM DD YY									
19. NAME OF REFERRING PHYSICIAN OR OTHER SOURCE				19A. ADDRESS (OR SIGNATURE SHF ONLY)				19B. PROF CD		19C. IDENTIFICATION NUMBER			19D. DX CODE										
20. FOR SERVICES RELATED TO HOSPITALIZATION, GIVE HOSPITALIZATION DATES		ADMITTED MM DD YY		DISCHARGED MM DD YY		20A. NAME OF HOSPITAL				20B. SURGERY DATE MM DD YY		20C. TYPE OF SURGERY											
21. NAME OF FACILITY WHERE SERVICES RENDERED (If other than home or office)				21A. ADDRESS OF FACILITY				22. WAS LABORATORY WORK PERFORMED OUTSIDE YOUR OFFICE YES <input type="checkbox"/> NO <input type="checkbox"/>			LAB CHARGES												
22A. SERVICE PROVIDER NAME				22B. PROF CD		22C. IDENTIFICATION NUMBER		22D. STERILIZATION ABORTION CODE		22E. STATUS CODE													
23. DIAGNOSIS OR NATURE OF ILLNESS: RELATE DIAGNOSIS TO PROCEDURE IN COLUMN 24H BY REFERENCE TO NUMBERS 1, 2, 3, ETC. OR DX CODE								22F. POSSIBLE DISABILITY <input type="checkbox"/> Y <input checked="" type="checkbox"/> X		22G. EPSDT C/THP <input type="checkbox"/> Y <input checked="" type="checkbox"/> N		22H. FAMILY PLANNING <input type="checkbox"/> Y <input checked="" type="checkbox"/> X		23A. PRIOR APPROVAL NUMBER				23B. PAYMT SOURCE CODE <b>1 1</b>					
24A. DATE OF SERVICE M M D D Y Y		24B. PLACE		24C. PROCEDURE CD		24D. MOD		24E. MOD		24F. MOD		24G. MOD		24H. DIAGNOSIS CODE		24I. DAYS OR UNITS		24J. CHARGES		24K.		24L.	
<b>0 3 2 3 0 7</b>		<b>1 1</b>		<b>9 9 2 1 4</b>								<b>4 9 1 2</b>				<b>1 9 5 0</b>							
<b>0 3 2 3 0 7</b>		<b>1 1</b>		<b>J 3 3 7 0</b>								<b>4 9 1 2</b>				<b>8 0 0</b>							
24M. INPATIENT HOSPITAL VISITS: FROM MM DD YY THROUGH MM DD YY				24N. PROC. CD		24O. MOD																	
25. CERTIFICATION (I CERTIFY THAT THE STATEMENTS ON THE REVERSE SIDE APPLY TO THIS BILL AND ARE MADE A PART HEREOF) <b>James Strong</b> SIGNATURE OF PHYSICIAN OR SUPPLIER				26. ACCEPT ASSIGNMENT YES <input type="checkbox"/> NO <input type="checkbox"/>				27. TOTAL CHARGE				28. AMOUNT PAID		29. BALANCE DUE									
25A. PROVIDER IDENTIFICATION NUMBER <b>0 1 2 3 4 5 6 7</b>				30. EMPLOYER IDENTIFICATION NUMBER/ SOCIAL SECURITY NUMBER				31. PHYSICIAN'S OR SUPPLIER'S NAME, ADDRESS, ZIP CODE <b>James Strong, N.P.</b> <b>312 Main Street</b> <b>Anytown, New York 11111-1111</b>				TELEPHONE NUMBER ( )		EXT.									
25B. MEDICAID GROUP IDENTIFICATION NUMBER		25C. LOCATOR CODE <b>0 0 3</b>		25D. SA EXCP CODE		32A. MY FEE HAS BEEN PAID YES <input type="checkbox"/> NO <input type="checkbox"/>		32. PATIENT'S ACCOUNT NUMBER <b>A B C 1 2 3 4 5</b>				DO NOT WRITE IN THIS SPACE											
COUNTY OF SUBMITTAL		25E. DATE SIGNED <b>05 10 07</b>		33. OTHER REFERRING ORDERING PROVIDER ID/LICENSE NUMBER		34. PROF CD		35. CASE MANAGER ID		EMEDNY - 150001 (1/04)													

**Void**

A void is submitted to nullify **all** individual claim lines originally submitted on the same document/record and sharing the same TCN.

When submitting a void, please follow the instructions below:


- The void must be submitted on a new claim form (copy of the original form is unacceptable).
- The void must contain all the claim lines to be cancelled and all applicable fields must be completed.

Voids cause the cancellation of the original TCN history records and payment.


**Example:**

TCN 0709811234567800 contained two claim lines, which were paid on April 18, 2007. Later, the provider became aware that the patient had another insurance coverage. The other insurance was billed and the provider was paid in full for all the services. Medicaid must be reimbursed by submitting a void for the two claim lines paid in the specific TCN. Refer to Figures 3A and 3B for an illustration of this example.

Figure 3A: Original Claim Form

MEDICAL ASSISTANCE HEALTH INSURANCE CLAIM FORM TITLE XIX PROGRAM					ONLY TO BE USED TO ADJUST/VOID PAID CLAIM	CODE A V		ORIGINAL CLAIM REFERENCE NUMBER																							
<b>PATIENT AND INSURED (SUBSCRIBER) INFORMATION</b>					1. PATIENT'S NAME (First, middle, last) <b>ROBERT JOHNSON</b>					2. DATE OF BIRTH <b>06 03 19 56</b>					2A. TOTAL ANNUAL FAMILY INCOME					3. INSURED'S NAME (First name, middle initial, last name)											
 DO NOT STAPLE IN BARCODE AREA					4. PATIENT'S ADDRESS (Street, City, State, Zip Code)					5. INSURED'S SEX MALE <input type="checkbox"/> FEMALE <input checked="" type="checkbox"/> MALE <input checked="" type="checkbox"/> FEMALE <input type="checkbox"/>					6. MEDICARE NUMBER					6A. MEDICAID NUMBER A   B   1   2   3   4   5   C											
					5B. PATIENT'S TELEPHONE NUMBER					6B. PRIVATE INSURANCE NUMBER					GROUP NO.					RECIROCITY NO.											
					6 C. PATIENT'S EMPLOYER, OCCUPATION OR SCHOOL					7. PATIENT'S RELATIONSHIP TO INSURED SELF <input type="checkbox"/> SPOUSE <input type="checkbox"/> CHILD <input type="checkbox"/> OTHER <input type="checkbox"/>					8. INSURED'S EMPLOYER OR OCCUPATION																
					9. OTHER HEALTH INSURANCE COVERAGE - Enter name of Policyholder, Plan Name and Address, and Policy or Private Insurance Number					10. WAS CONDITION RELATED TO PATIENT'S EMPLOYMENT <input checked="" type="checkbox"/> CRIME VICTIM <input checked="" type="checkbox"/> AUTO ACCIDENT <input checked="" type="checkbox"/> OTHER LIABILITY <input checked="" type="checkbox"/>					11. INSURED'S ADDRESS (Street, City, State, Zip Code)																
					12. PATIENT'S OR AUTHORIZED SIGNATURE					DATE MM   DD   YY					13. INSURED'S SIGNATURE																
<b>PHYSICIAN OR SUPPLIER INFORMATION (REFER TO REVERSE BEFORE COMPLETING AND SIGNING)</b>																															
14. DATE OF ONSET OF CONDITION MM   DD   YY					15. FIRST CONSULTED FOR CONDITION MM   DD   YY					16. HAS PATIENT EVER HAD SAME OR SIMILAR SYMPTOMS YES <input type="checkbox"/> NO <input type="checkbox"/>					16A. EMERGENCY RELATED YES <input checked="" type="checkbox"/> NO <input type="checkbox"/>					17. DATE PATIENT MAY RETURN TO WORK MM   DD   YY					18. DATES OF DISABILITY TOTAL <input type="checkbox"/> PARTIAL <input type="checkbox"/> FROM MM   DD   YY TO MM   DD   YY						
19. NAME OF REFERRING PHYSICIAN OR OTHER SOURCE					19A. ADDRESS (OR SIGNATURE SHF ONLY)					19B. PROF CD					19C. IDENTIFICATION NUMBER					19D. DX CODE											
20. FOR SERVICES RELATED TO HOSPITALIZATION, GIVE HOSPITALIZATION DATES ADMITTED MM   DD   YY DISCHARGED MM   DD   YY					20A. NAME OF HOSPITAL					20B. SURGERY DATE MM   DD   YY					20C. TYPE OF SURGERY																
21. NAME OF FACILITY WHERE SERVICES RENDERED (If other than home or office)					21A. ADDRESS OF FACILITY					22. WAS LABORATORY WORK PERFORMED OUTSIDE YOUR OFFICE YES <input type="checkbox"/> NO <input type="checkbox"/>					LAB CHARGES																
22A. SERVICE PROVIDER NAME					22B. PROF CD					22C. IDENTIFICATION NUMBER					22D. STERILIZATION ABORTION CODE					22E. STATUS CODE											
23. DIAGNOSIS OR NATURE OF ILLNESS: RELATE DIAGNOSIS TO PROCEDURE IN COLUMN 24H BY REFERENCE TO NUMBERS 1, 2, 3, ETC. OR DX CODE																															
1. 2. 3.										22F. POSSIBLE DISABILITY Y   X					22G. EPSDT C/THP Y   N					22H. FAMILY PLANNING Y   X											
										23A. PRIOR APPROVAL NUMBER					23B. PAYMT SOURCE CODE 1   1																
24A. DATE OF SERVICE M M D D Y Y			24B. PLACE			24C. PROCEDURE CD			24D. MOD		24E. MOD		24F. MOD		24G. MOD			24H. DIAGNOSIS CODE			24I. DAYS OR UNITS		24J. CHARGES			24K.			24L.		
0   3   2   8   0   7			1   1			9   9   2   1   4									4   9   1   2					1   9   5   0											
0   3   2   8   0   7			1   1			J   3   3   7   0									4   9   1   2					8   0   0											
24M. INPATIENT HOSPITAL VISITS: FROM MM   DD   YY THROUGH MM   DD   YY					24N. PROC. CD					24O. MOD																					
25. CERTIFICATION (I CERTIFY THAT THE STATEMENTS ON THE REVERSE SIDE APPLY TO THIS BILL AND ARE MADE A PART HEREOF)										26. ACCEPT ASSIGNMENT YES <input type="checkbox"/> NO <input type="checkbox"/>					27. TOTAL CHARGE					28. AMOUNT PAID					29. BALANCE DUE						
<b>James Strong</b> SIGNATURE OF PHYSICIAN OR SUPPLIER										30. EMPLOYER IDENTIFICATION NUMBER/SOCIAL SECURITY NUMBER					31. PHYSICIAN'S OR SUPPLIER'S NAME, ADDRESS, ZIP CODE <b>James Strong, N.P. 312 Main Street Anytown, New York 11111-1111</b>																
25A. PROVIDER IDENTIFICATION NUMBER 0   1   2   3   4   5   6   7										25B. MEDICAID GROUP IDENTIFICATION NUMBER					25C. LOCATOR CODE 0   0   3					25D. SA EXCP CODE					32A. MY FEE HAS BEEN PAID YES <input type="checkbox"/> NO <input type="checkbox"/>						
COUNTY OF SUBMITTAL			25E. DATE SIGNED 03   28   07			32. PATIENT'S ACCOUNT NUMBER					A   B   C   1   2   3   4   5					DO NOT WRITE IN THIS SPACE EMEDNY - 150001 (1/04)															
33. OTHER REFERRING ORDERING PROVIDER ID/LICENSE NUMBER										34. PROF CD					35. CASE MANAGER ID																

3B: Void

<b>MEDICAL ASSISTANCE HEALTH INSURANCE CLAIM FORM</b> <b>TITLE XIX PROGRAM</b>				ONLY TO BE USED TO ADJUST/VOID PAID CLAIM		CODE A X		ORIGINAL CLAIM REFERENCE NUMBER 0 7 0 9 8 1 1 2 3 4 5 6 7 8 0 0															
<b>PATIENT AND INSURED (SUBSCRIBER) INFORMATION</b>																							
 DO NOT STAPLE IN BARCODE AREA	1. PATIENT'S NAME (First, middle, last) <b>ROBERT JOHNSON</b>				2. DATE OF BIRTH <b>05201956</b>				2A. TOTAL ANNUAL FAMILY INCOME				3. INSURED'S NAME (First name, middle initial, last name)										
	4. PATIENT'S ADDRESS (Street, City, State, Zip Code)				5. INSURED'S SEX MALE FEMALE <input type="checkbox"/> <input type="checkbox"/>		5A. PATIENT'S SEX MALE FEMALE <input checked="" type="checkbox"/> <input type="checkbox"/>		6. MEDICARE NUMBER <b>A B 1 2 3 4 5 C</b>				6A. MEDICAID NUMBER										
	6. C. PATIENT'S EMPLOYER, OCCUPATION OR SCHOOL				5B. PATIENT'S TELEPHONE NUMBER ( )				6B. PRIVATE INSURANCE NUMBER				GROUP NO.		RECIPROCIITY NO.								
	7. PATIENT'S RELATIONSHIP TO INSURED SELF SPOUSE CHILD OTHER <input type="checkbox"/> <input type="checkbox"/> <input type="checkbox"/> <input type="checkbox"/>				8. INSURED'S EMPLOYER OR OCCUPATION				9. OTHER HEALTH INSURANCE COVERAGE - Enter name of Policyholder, Plan Name and Address, and Policy or Private Insurance Number				10. WAS CONDITION RELATED TO PATIENT'S EMPLOYMENT <input checked="" type="checkbox"/> <input type="checkbox"/> CRIME VICTIM AUTO ACCIDENT <input checked="" type="checkbox"/> <input type="checkbox"/> OTHER LIABILITY										
	12. PATIENT'S OR AUTHORIZED SIGNATURE				DATE MM DD YY				13. INSURED'S SIGNATURE				11. INSURED'S ADDRESS (Street, City, State, Zip Code)										
<b>PHYSICIAN OR SUPPLIER INFORMATION (REFER TO REVERSE BEFORE COMPLETING AND SIGNING)</b>																							
14. DATE OF ONSET OF CONDITION MM DD YY			15. FIRST CONSULTED FOR CONDITION MM DD YY			16. HAS PATIENT EVER HAD SAME OR SIMILAR SYMPTOMS YES <input type="checkbox"/> NO <input type="checkbox"/>			16A. EMERGENCY RELATED YES <input checked="" type="checkbox"/> NO <input type="checkbox"/>			17. DATE PATIENT MAY RETURN TO WORK MM DD YY			18. DATES OF DISABILITY TOTAL PARTIAL FROM TO MM DD YY MM DD YY								
19. NAME OF REFERRING PHYSICIAN OR OTHER SOURCE						19A. ADDRESS (OR SIGNATURE SHF ONLY)						19B. PROF CD			19C. IDENTIFICATION NUMBER			19D. DX CODE					
20. FOR SERVICES RELATED TO HOSPITALIZATION, GIVE HOSPITALIZATION DATES			ADMITTED MM DD YY			DISCHARGED MM DD YY			20A. NAME OF HOSPITAL						20B. SURGERY DATE MM DD YY			20C. TYPE OF SURGERY					
21. NAME OF FACILITY WHERE SERVICES RENDERED (If other than home or office)						21A. ADDRESS OF FACILITY						22. WAS LABORATORY WORK PERFORMED OUTSIDE YOUR OFFICE YES <input type="checkbox"/> NO <input type="checkbox"/>			LAB CHARGES								
22A. SERVICE PROVIDER NAME						22B. PROF CD			22C. IDENTIFICATION NUMBER			22D. STERILIZATION ABORTION CODE			22E. STATUS CODE								
23. DIAGNOSIS OR NATURE OF ILLNESS: RELATE DIAGNOSIS TO PROCEDURE IN COLUMN 24H BY REFERENCE TO NUMBERS 1, 2, 3, ETC. OR DX CODE												22F. POSSIBLE DISABILITY Y X			22G. EPSDT C/THP Y N			22H. FAMILY PLANNING Y X					
1. 2. 3.												23A. PRIOR APPROVAL NUMBER			23B. PAYMT SOURCE CODE 1 1								
24A. DATE OF SERVICE M M D D Y Y		24B. PLACE		24C. PROCEDURE CD		24D. MOD		24E. MOD		24F. MOD		24G. MOD		24H. DIAGNOSIS CODE		24I. DAYS OR UNITS		24J. CHARGES		24K.		24L.	
0 3 2 8 0 7		1 1		9 9 2 1 4								4 9 1 2				1 9 5 0							
0 3 2 8 0 7		1 1		J 3 3 7 0								4 9 1 2				8 0 0							
24M. INPATIENT HOSPITAL VISITS: FROM MM DD YY THROUGH MM DD YY						24N. PROC. CD		24O. MOD															
25. CERTIFICATION (I CERTIFY THAT THE STATEMENTS ON THE REVERSE SIDE APPLY TO THIS BILL AND ARE MADE A PART HEREOF)						26. ACCEPT ASSIGNMENT YES <input type="checkbox"/> NO <input type="checkbox"/>						27. TOTAL CHARGE			28. AMOUNT PAID			29. BALANCE DUE					
<b>James Strong</b> SIGNATURE OF PHYSICIAN OR SUPPLIER						30. EMPLOYER IDENTIFICATION NUMBER/ SOCIAL SECURITY NUMBER						31. PHYSICIAN'S OR SUPPLIER'S NAME, ADDRESS, ZIP CODE <b>James Strong, N.P.</b> <b>312 Main Street</b> <b>Anytown, New York 11111-1111</b>											
25A. PROVIDER IDENTIFICATION NUMBER 0 1 2 3 4 5 6 7						25B. MEDICAID GROUP IDENTIFICATION NUMBER						25C. LOCATOR CODE 0 0 3		25D. SA EXCP CODE		32A. MY FEE HAS BEEN PAID YES <input type="checkbox"/> NO <input type="checkbox"/>							
COUNTY OF SUBMITTAL		25E. DATE SIGNED 05 10 07		32. PATIENT'S ACCOUNT NUMBER				A B C 1 2 3 4 5		DO NOT WRITE IN THIS SPACE													
33. OTHER REFERRING ORDERING PROVIDER ID/LICENSE NUMBER						34. PROF CD		35. CASE MANAGER ID															

**Fields 1, 2, 5A, and 6A require information which should be obtained from the Client's (Patient's) Common Benefit Identification Card.**

**PATIENT'S NAME (Field 1)**

Enter the patient's first name, followed by the last name.

**DATE OF BIRTH (Field 2)**

Enter the patient's birth date. The birth date must be in the format MMDDYYYY.

**Example:** Mary Brandon was born on January 2<sup>nd</sup>, 1974.

2.
DATE OF BIRTH
0   1   0   2   1   9   7   4

**PATIENT'S SEX (Field 5A)**

Place an 'X' in the appropriate box to indicate the patient's sex.

**MEDICAID NUMBER (Field 6A)**

Enter the patient's ID number (Client ID number). Medicaid Client ID numbers are assigned by NYS Medicaid and are composed of 8 characters in the format AANNNNNA, where A = alpha character and N = numeric character.

**Example:**

6A.
MEDICAID NUMBER
A   A   1   2   3   4   5   W

**WAS CONDITION RELATED TO (Field 10)**

If applicable, place an 'X' in the appropriate box to indicate that the service rendered to the patient was for a condition resulting from an accident or a crime. Select the boxes in accordance to the following:

- **Patient's Employment**  
Use this box to indicate Worker's Compensation. Leave this box blank if condition is related to patient's employment, but not to Worker's Compensation.
- **Crime Victim**  
Use this box to indicate that the condition treated was the result of an assault or crime.

- **Auto Accident**

Use this box to indicate Automobile No-Fault. Leave this box blank if condition is related to an auto accident other than no-fault or if no-fault benefits are exhausted.

- **Other Liability**

Use this box to indicate that the condition was an accident-related injury of a different nature from those indicated above.

If the condition being treated is not related to any of these situations, leave these boxes blank.

**EMERGENCY RELATED (Field 16A)**

Enter an 'X' in the Yes box **only** when the condition being treated is related to an emergency (the patient requires immediate intervention as a result of severe, life threatening or potentially disabling condition); otherwise leave this field blank.

**NAME OF REFERRING PHYSICIAN OR OTHER SOURCE (Field 19)**

If the patient was referred for treatment by another provider, enter the referring provider's name in this field. If no order or referral was involved, leave this field blank.

**ADDRESS [Or Signature - SHF Only] (Field 19A)**

If services were rendered in a **Shared Health Facility** and the patient was referred for treatment by another Medicaid provider in the same Shared Health Facility, obtain the referring provider's signature in this field.

**PROF CD [Profession Code - Ordering /Referring Provider] (Field 19B)**

If a license number is indicated in Field 19C, the Profession Code that identifies the ordering/referring provider's profession must be entered in this field. Profession Codes are available at [www.emedny.org](http://www.emedny.org) by clicking on the link to the web page below:

[eMedNY Crosswalks](#)

**IDENTIFICATION NUMBER [Ordering/Referring Provider] (Field 19C)**

If the patient was referred for treatment by another provider, enter the referring provider's Medicaid ID number in this field. If the referring provider is not enrolled in Medicaid, enter his/her license number. New York State license numbers must be preceded by 00; license numbers from states other than New York must be preceded by the standard Postal Office abbreviation. If the out-of-state license is less than 6 digits, enter zero(s) after the state code to make the license a 6 digit number. Please refer to Appendix A-Code Sets.

If no referral was involved, leave this field blank.

**DX CODE (Field 19D)**

Leave this field blank.

**NAME OF FACILITY WHERE SERVICES RENDERED (Field 21)**

This field should be completed **only** when the Place of Service Code entered in Field 24B is 99 – Other Unlisted Facility.

**ADDRESS OF FACILITY (Field 21A)**

This field should be completed **only** when the Place of Service Code entered in Field 24B is 99 – Other Unlisted Facility.

**Note: The address listed in this field does not have to be the facility address. It should be the address where the service was rendered.**

**SERVICE PROVIDER NAME (Field 22A)**

If the service was provided by a certified diabetes educator or a certified asthma educator, enter the provider's name in this field. Otherwise, leave this field blank.

**PROF CD [Profession Code - Service Provider] (Field 22B)**

Leave this field blank.

**IDENTIFICATION NUMBER [Service Provider] (Field 22C)**

If the service was provided by a certified diabetes educator or a certified asthma educator, enter the provider's number in this field. Otherwise, leave this field blank.

**STERILIZATION/ABORTION CODE (Field 22D)**

Leave this field blank.



**STATUS CODE (Field 22E)**

Leave this field blank.

**POSSIBLE DISABILITY (Field 22F)**

Place an 'X' in the Y box for YES or an 'X' in the N box for NO to indicate whether the service was for treatment of a condition which appeared to be of a disabling nature (the inability to engage in any substantial or gainful activity by reason of any medically determinable physical or mental impairment which can be expected to result in death or has lasted or can be expected to last for a continuous period of not less than 12 months).

**EPSDT C/THP (Field 22G)**

This field must be completed if the nurse practitioner bills for a periodic health supervision (well care) examination for a patient under 21 years of age, whether billing a Preventive Medicine Procedure Code or a Visit Code with a well care diagnosis. If applicable, place an 'X' in the Y box for YES.

**FAMILY PLANNING (Field 22H)**

Medical family planning services include diagnosis, treatment, drugs, supplies and related counseling which are furnished or prescribed by, or are under the supervision of a physician or nurse practitioner. The services include, but are not limited to:

- Physician, clinic or hospital visits during which birth control pills, contraceptive devices or other contraceptive methods are either provided during the visit or prescribed
- Periodic examinations associated with a contraceptive method
- Visits during which sterilization or other methods of birth control are discussed
- Sterilization procedures

This field must always be completed. Place an 'X' in the YES box if **all** services being claimed are family planning services. Place an 'X' in the NO box if **at least one** of the services being claimed is not a family planning service. If some of the services being claimed, but not all, are related to Family Planning, **place the modifier FP** in the two-digit space following the procedure code in Field 24D to designate those specific procedures which are family planning services.

**PRIOR APPROVAL NUMBER (Field 23A)**

Leave this field blank.

**PAYMENT SOURCE CODE [Box M and Box O] (Field 23B)**

This field has two components: Box M and Box O. Both boxes need to be filled as follows:

**Box M**

The values entered in this box define the nature of the amounts entered in fields 24J and 24K. Box M is used to indicate whether the patient is covered by Medicare and whether Medicare approved or denied payment. Enter the appropriate numeric indicator from the following list.

- **No Medicare involvement – Source Code Indicator = 1**  
This code indicates that the patient does not have Medicare coverage.
- **Patient has Medicare Part B; Medicare paid for the service – Source Code Indicator = 2**  
This code indicates that the service is covered by Medicare and that Medicare approved the service and made a payment. Medicaid is responsible for reimbursing the Medicare deductible and/or (full or partial) coinsurance.
- **Patient has Medicare Part B; Medicare denied payment – Source Code Indicator = 3**  
This code indicates that Medicare denied payment or did not cover the service billed.

**Box O**

Box O is used to indicate whether the patient has insurance coverage other than Medicare or Medicaid or whether the patient is responsible for a pre-determined amount of his/her medical expenses. The values entered in this box define the nature of the amount entered in field 24L. Enter the appropriate indicator from the following list.

- **No Other Insurance involvement – Source Code Indicator = 1**  
This code indicates that the patient does not have other insurance coverage.

- **Patient has Other Insurance coverage – Source Code Indicator = 2**  
This code indicates that the patient has other insurance regardless of the fact that the insurance carrier(s) paid or denied payment or that the service was covered or not by the other insurance. When the value 2 is entered in Box O, the two-character code that identifies the other insurance carrier must be entered in the space following Box O. If more than one insurance carrier is involved, enter the code of the insurance carrier who paid the largest amount. For the appropriate Other Insurance codes, refer to Information for All Providers, Third Party Information, on the web page for this manual.
- **Patient Participation – Source Code Indicator = 3**  
This code indicates that the patient has incurred a pre-determined amount of medical expenses, which qualify him/her to become eligible for Medicaid.

**The following chart provides a full illustration of how to complete field 23B and the relationship between this field and fields 24J, 24K and 24L.**

**Nurse Practitioner Billing Guidelines**

23B. PAYM'T SOURCE CO  M / O / / /
--

**BOX M**

**BOX O**

23B. PAYM'T SOURCE CO <b>1 1</b> / <b>1</b> / / /	Code 1 – <b>No Medicare involvement.</b>  Field 24J should contain the amount charged and field 24K must be left blank.	Code 1 – <b>No Other Insurance involvement.</b> Field 24L must be left blank.
23B. PAYM'T SOURCE CO <b>1 2</b> / * / *	Code 1 – <b>No Medicare involvement.</b>  Field 24J should contain the amount charged and field 24K must be left blank.	Code 2 – <b>Other Insurance involved.</b> Field 24L should contain the amount paid by the other insurance or \$0.00 if the other insurance did not cover the service or denied payment. ** You must indicate the two-digit insurance code.
23B. PAYM'T SOURCE CO <b>1 3</b> / * / *	Code 1 – <b>No Medicare involvement.</b>  Field 24J should contain the amount charged and field 24K must be left blank.	Code 3 – <b>Indicates patient's participation.</b> Field 24L should contain the patient's participation amount. If Other Insurance is also involved, enter the total payments in 24L and ** enter the two-digit insurance code.
23B. PAYM'T SOURCE CO <b>2 1</b> / <b>1</b> / / /	Code 2 – <b>Medicare Approved Service.</b> Field 24J should contain the Medicare Approved amount and field 24K should contain the Medicare payment amount.	Code 1 – <b>No Other Insurance involvement.</b> Field 24L must be left blank.
23B. PAYM'T SOURCE CO <b>2 2</b> / * / *	Code 2 – <b>Medicare Approved Service.</b> Field 24J should contain the Medicare Approved amount and field 24K should contain the Medicare payment amount.	Code 2 – <b>Other Insurance involved.</b> Field 24L should contain the amount paid by the other insurance or \$0.00 if the other insurance did not cover the service or denied payment. ** You must indicate the two-digit insurance code.
23B. PAYM'T SOURCE CO <b>2 3</b> / * / *	Code 2 – <b>Medicare Approved Service.</b> Field 24J should contain the Medicare Approved amount and field 24K should contain the Medicare payment amount.	Code 3 – <b>Indicates patient's participation.</b> Field 24L should contain the patient's participation amount. If Other Insurance is also involved, enter the total payments in 24L and ** enter the two-digit insurance code.
23B. PAYM'T SOURCE CO <b>3 1</b> / <b>1</b> / / /	Code 3 – <b>Medicare denied payment or did not cover the service.</b> Field 24J should contain the amount charged and field 24K should contain \$0.00.	Code 1 – <b>No Other Insurance involvement.</b> Field 24L must be left blank.
23B. PAYM'T SOURCE CO <b>3 2</b> / * / *	Code 3 – <b>Medicare denied payment or did not cover the service.</b> Field 24J should contain the amount charged and field 24K should contain \$0.00.	Code 2 – <b>Other Insurance involved.</b> Field 24L should contain the amount paid by the other insurance or \$0.00 if the other insurance did not cover the service or denied payment. ** You must indicate the two-digit insurance code.
23B. PAYM'T SOURCE CO <b>3 3</b> / * / *	Code 3 – <b>Medicare denied payment or did not cover the service.</b> Field 24J should contain the amount charged and field 24K should contain \$0.00.	Code 3 – <b>Indicates patient's participation.</b> Field 24L should contain the patient's participation amount. If Other Insurance is also involved, enter the total payments in 24L and ** enter the two-digit insurance code.

**Encounter Section: Fields 24A through 24O**

*The claim form can accommodate up to seven encounters with a single patient, plus a block of encounters in a hospital setting, if all the information in the Header Section of the claim (Fields 1–23B) applies to all the encounters.*

**DATE OF SERVICE (Field 24A)**

Enter the date on which the service was rendered in the format MM/DD/YY.

**Example:** April 1, 2007 = 04/01/07

Note: A service date must be entered for each procedure code listed.

**PLACE [of Service] (Field 24B)**

This two-digit code indicates the type of location where the service was rendered. Please note that place of service code is different from locator code. Select the appropriate codes from Appendix A-Code Sets.

**Note: If code 99 (Other Unlisted Facility) is entered in this field for any claim line, the exact address where the procedure was performed must be entered in fields 21 and 21A.**

**PROCEDURE CODE (Field 24C)**

This code identifies the type of service that was rendered to the patient. Enter the appropriate five-character procedure code in this field.

**Note: Procedure codes, definitions, prior approval requirements (if applicable), fees, etc. are available at [www.emedny.org](http://www.emedny.org) by clicking on the link below under Procedure Codes and Fee Schedule:**

**[Nurse Practitioner Manual](#)**

**MOD [Modifier] (Fields 24D, 24E, 24F and 24G)**

Under certain circumstances, the procedure code must be expanded by a two-digit modifier to further explain or define the nature of the procedure. If the Procedure Code requires the addition of modifiers, enter one or more (up to four) modifiers in these fields.

**Special Instructions for Claiming Medicare Deductible:**

When billing for the Medicare **deductible**, modifier “**U2**” must be used in conjunction with the Procedure Code for which the deductible is applicable. **Do not enter** the “**U2**” modifier if billing for Medicare coinsurance.

**Note: Modifier values and their definitions are available at [www.emedny.org](http://www.emedny.org) by clicking on the link below under Procedure Codes and Fee Schedule.**

[Nurse Practitioner Manual](#)

**DIAGNOSIS CODE (Field 24H)**

Using the International Classification of Diseases, Ninth Edition, Clinical Modification (ICD-9-CM) coding system, enter the appropriate code which describes the main condition or symptom of the patient. The ICD-9-CM code must be entered exactly as it is listed in the manual in the correct spaces of this field and in relation to the decimal point.

**Note: A three-digit Diagnosis Code (no entry following the decimal point) will only be accepted when the Diagnosis Code has no subcategories. Diagnosis Codes with subcategories MUST be entered with the subcategories indicated after the decimal point.**

**Example:**

- 267. Ascorbic Acid Deficiency - Acceptable to Medicaid (no subcategories)
- 268. Vitamin D Deficiency - Not Acceptable to Medicaid (Subcategories exist)

Acceptable Diagnosis Codes:

- 268.0
- 268.1

The following example illustrates the correct entry of an ICD-9-CM Diagnosis Code.

**Example:**

24H.					
DIAGNOSIS CODE					
2	6	8	.	0	

**DAYS OR UNITS (Field 24I)**

If a procedure was performed more than one time on the same date of service, enter the number of times in this field. If the procedure was performed only one time, this field may be left blank.

*The entries in Field 23B, Payment Source Code, determine the entries in Fields 24J, 24K, and 24L.*

**CHARGES (Field 24J)**

This field must contain **either** the Amount Charged **or** the Medicare Approved Amount.

**Amount Charged**

When Box M in field 23B has an entry value of **1** or **3**, enter the amount charged in this field. The Amount Charged may not exceed the provider's customary charge for the procedure.

**Medicare Approved Amount**

When Box M in field 23B has an entry value of **2**, enter the Medicare Approved Amount in field 24J. The Medicare Approved amount is determined as follows:

- If billing for the **Medicare deductible**, the Medicare Approved amount should equal the Deductible amount claimed, which must not exceed the established amount for the year in which the service was rendered.
- If billing for the **Medicare coinsurance**, the Medicare Approved amount should equal the sum of: the amount paid by Medicare plus the Medicare coinsurance amount plus the Medicare deductible amount, if any.

**Notes:**

- **Field 24J must never be left blank or contain zero. If the Medicare Approved amount from the EOMB equals zero, then Medicaid should not be billed.**
- **It is the responsibility of the provider to determine whether Medicare covers the service being billed for. If the service is covered or if the provider does not know if the service is covered, the provider must first submit a claim to Medicare, as Medicaid is always the payer of last resort.**

**UNLABELED (Field 24K)**

This field is used to indicate the Medicare Paid Amount and must be completed if Box M in field 23B has an entry value of **2** or **3**.

**The value in Box M is 2**

- When billing for the **Medicare deductible**, enter 0.00 in this field.
- When billing for the **Medicare coinsurance**, enter the Medicare Paid amount as the sum of the actual Medicare paid amount and the Medicare deductible, if any.

**The value in Box M is 3**

- When Box M in field 23B contains the value 3, enter 0.00 in this field to indicate that Medicare denied payment or did not cover the service.

If none of the above situations are applicable, leave this field blank.

**UNLABELED (Field 24L)**

This field must be completed when Box O in field 23B has an entry value of **2** or **3**.

- When Box O has an entry value of **2**, enter the other insurance payment in this field. If more than one insurance carrier contributes to payment of the claim, add the payment amounts and enter the total amount paid by all other insurance payers in this field.
- When Box O has an entry value of **3**, enter the Patient Participation amount. If the patient is covered by other insurance and the insurance carrier(s) paid for the service, add the Other Insurance payment to the Patient Participation amount and enter the sum in this field.

If none of the above situations are applicable, leave this field blank.

**Note: It is the responsibility of the provider to determine whether the patient's Other Insurance carrier covers the service being billed for, as Medicaid is always the payer of last resort.**



## Nurse Practitioner Billing Guidelines

---

If the other insurance carrier denied payment enter 0.00 in field 24L. Proof of denial of payment must be maintained in the patient's billing record. Zeroes must also be entered in this field if any of the following situations apply:

- Prior to billing the insurance company, the provider knows that the service will not be covered because:
  - ▶ The provider has had a previous denial for payment for the service from the particular insurance policy. However, the provider should be aware that the service should be billed if the insurance policy changes. Proof of denials must be maintained in the patient's billing record. Prior claims denied due to deductibles not being met are not to be counted as denials for subsequent billings.
  - ▶ In very limited situations the Local Department of Social Services (LDSS) has advised the provider to zero-fill other insurance payment for same type of service. This communication should be documented in the patient's billing record.
- The provider bills the insurance company and receives a rejection because:
  - ▶ The service is not covered; or
  - ▶ The deductible has not been met.
- The provider cannot directly bill the insurance carrier and the policyholder is either unavailable to, or uncooperative in submitting claims to the insurance company. In these cases the LDSS must be notified prior to zero-filling. LDSS has subrogation rights enabling them to complete claim forms on behalf of uncooperative policyholders who do not pay the provider for the services. The LDSS office can direct the insurance company to pay the provider directly for the service whether or not the provider participates with the insurance plan. The provider should contact the third party worker in the local social services office whenever he/she encounters policyholders who are uncooperative in paying for covered services received by their dependents who are on Medicaid. In other cases the provider will be instructed to zero-fill the Other Insurance Payment in the Medicaid claim and the LDSS will retroactively pursue the third party resource.
- The patient or an absent parent collects the insurance benefits and fails to submit payment to the provider. The LDSS must be notified so that sanctions and/or legal action can be brought against the patient or absent parent.
- The provider is instructed to zero-fill by the LDSS for circumstances not listed above.

***Fields 24M through 24O (INPATIENT HOSPITAL VISITS) may be used for block-billing CONSECUTIVE visits within the SAME MONTH/YEAR made to a patient in a hospital inpatient status.***

**INPATIENT HOSPITAL VISITS [From/Through Dates] (Field 24M)**

In the FROM box, enter the date of the first hospital visit in the format MM/DD/YY. In the THROUGH box, enter the date of the last hospital visit in the format MM/DD/YY.

**PROC CD [Procedure Code] (Field 24N)**

If dates were entered in 24M, enter the appropriate five-character procedure code for the visit. Block billing may be used with the following procedure codes:

- 99231 through 99233
- 99433

**MOD [Modifier] (Field 24O)**

Leave this field blank.

**Note: The last row of Fields 24H, 24J, 24K, and 24L must be used to enter the appropriate information to complete the block billing of Inpatient Hospital Visits. For Fields 24J, 24K, and 24L enter the total Charges/Medicare Approved Amount, Medicare Paid Amount or Other Insurance Paid Amount that results from multiplying the amount for each individual visit times the number of days entered in field 24M.**

**Trailer Section: Fields 25 through 34**

***The information entered in the Trailer Section of the claim form (fields 25 through 34) must apply to all claim lines entered in the Encounter Section of the form.***

**CERTIFICATION [Signature of Physician or Supplier] (Field 25)**

The billing provider must sign the claim form. Rubber stamp signatures are not acceptable. Please note that the certification statement is on the back of the form.

**PROVIDER IDENTIFICATION NUMBER (Field 25A)**

Enter the Medicaid Provider ID number which is the eight-digit identification number assigned to providers at the time of enrollment in the Medicaid program.

**Note: The planned National Provider Identifier (NPI) implementation date is September 1, 2008. Until NYS Medicaid accepts and processes claims using the National Provider ID/NPI, providers must continue to report their assigned NYS Medicaid Provider ID number. Providers can check [www.emedny.org](http://www.emedny.org) for up-to-date information as the implementation date approaches.**

**MEDICAID GROUP IDENTIFICATION NUMBER (Field 25B)**

The Medicaid Group ID number is the eight-digit identification number assigned to the Group at the time of enrollment in the Medicaid program.

For a **Group Practice**, enter the Group ID number in this field. A claim should be submitted under the Group ID **only** if payment for the service(s) being claimed is to be made to the group. In such case, the Medicaid Provider ID number of the group member that rendered the service must be entered in field 25A.

For a **Shared Health Facility**, enter in this field the 8-digit identification number which was assigned to the facility by the New York State Department of Health at the time of enrollment in the Medicaid program.

If the provider or the service(s) rendered is not associated with a Group Practice or a Shared Health Facility, leave this field blank.

A Nurse Practitioner enrolled with a **physician's group** MUST submit on his/her own claim form, even if payment is to be made to the group, in which case, the eight-digit group ID number should be entered in this field.

**Note: The planned National Provider Identifier (NPI) implementation date is September 1, 2008. Until NYS Medicaid accepts and processes claims using the National Provider ID/NPI, providers must continue to report their assigned NYS Medicaid Provider ID number. Providers can check [www.emedny.org](http://www.emedny.org) for up-to-date information as the implementation date approaches.**

**LOCATOR CODE (Field 25C)**

Locator codes are assigned to the provider for each service address registered at the time of enrollment in the Medicaid program or at anytime, afterwards, that a new location is added.

Locator codes 001 and 002 are for administrative use only and are not to be entered in this field. If the provider renders services at one location only, enter locator code 003. If the provider renders service to Medicaid patients at more than one location, the entry may be 003 or a higher locator code. Enter the locator code that corresponds to the address where the service was performed.

**Notes:**

- **Until NPI implementation by NYS Medicaid, the Locator Code field must be completed on both 837P electronic transactions and on paper claim submissions. After NPI implementation, the Locator Code field is only required for paper claim submissions.**
- **The provider is reminded of the obligation to notify Medicaid of all service locations as well as changes to any of them. For information on where to direct locator code updates, please refer to Information for All Providers, Inquiry section on the web page for this manual.**

**SA EXCP CODE [Service Authorization Exception Code] (Field 25D)**

Leave this field blank.

**COUNTY OF SUBMITTAL (Unnumbered Field)**

Enter the name of the county wherein the claim form is signed. The County may be left blank **only** when the provider's address, is within the county wherein the claim form is signed.

**DATE SIGNED (Field 25E)**

Enter the date on which the Nurse Practitioner signed the claim form. The date should be in the format MM/DD/YY.

**Note: In accordance with New York State regulations, claims must be submitted within 90 days of the Date of Service unless acceptable circumstances for the delay can be documented. For more information about billing claims over 90 days or two years from the Date of Service, refer to Information for All Providers, General Billing section, which can be found on the web page for this manual.**

**PHYSICIAN'S OR SUPPLIER'S NAME, ADDRESS, ZIP CODE (Field 31)**

Enter the provider's name and address, using the following rules for submitting the ZIP code.

- **Paper claim submissions:** Enter the 5 digit ZIP code or the ZIP plus four.
- **Electronic claim submissions:** Enter the 9 digit ZIP code.

**Note: It is the responsibility of the provider to notify Medicaid of any change of address or other pertinent information within 15 days of the change. For information on where to direct address change requests, please refer to Information for All Providers, Inquiry section which can be found on the web page for this manual.**

**PATIENT'S ACCOUNT NUMBER (Field 32)**

For record-keeping purposes, the provider may choose to identify a patient by using an office account number. This field can accommodate up to 20 alphanumeric characters. If an office account number is indicated on the claim form, it will be returned on the Remittance Advice. Using an Office Account Number can be helpful for locating accounts when there is a question on patient identification.

**OTHER REFERRING/ORDERING PROVIDER ID/LICENSE NUMBER (Field 33)**

Leave this field blank.

**PROF CD [Profession Code - Other Referring/Ordering Provider] (Field 34)**

Leave this field blank.

## Section III – Remittance Advice

The purpose of this section is to familiarize the provider with the design and contents of the Remittance Advice.

eMedNY produces remittance advices on a weekly (processing cycle) basis. Weekly remittance advices contain the following information:

- A listing of all **claims** (identified by several pieces of information as submitted on the claim) that have entered the computerized processing system during the corresponding cycle
- The **status** of each claim (deny/paid/pend) after processing
- The eMedNY **edits** (errors) failed by pending or denied claims
- **Subtotals** (by category, status, and member ID) and **grand totals** of claims and dollar amounts
- Other **financial information** such as recoupments, negative balances, etc.

The remittance advice, in addition to showing a record of claim transactions, can assist providers in identifying and correcting billing errors and plays an important role in the communication between the provider and the eMedNY Contractor for resolving billing or processing issues.

Remittance advices are available in electronic and paper formats.

### Electronic Remittance Advice

The electronic HIPAA 835 transaction (Remittance Advice) is available via the eMedNY eXchange or FTP. To request the electronic remittance advice (835), providers must complete the Electronic Remittance Request Form, which is available at [www.emedny.org](http://www.emedny.org) by clicking on the link to the web page below:

#### [Provider Enrollment Forms](#)

For additional information, providers may also call the eMedNY Call Center at 800-343-9000.

The NYS Medicaid Companion Guides for the 835 transaction are available at [www.emedny.org](http://www.emedny.org) by clicking on the link to the web page below:

#### [eMedNY Companion Guides and Sample Files](#)

Providers who submit claims under multiple ETINs receive a separate 835 for each ETIN and a separate check for each 835. Also, any 835 transaction can contain a maximum of ten thousand (10,000) claim lines; any overflow will generate a separate 835 and a separate check.

Providers with multiple ETINs who choose to receive the 835 electronic remittance advice may elect to receive the status of paper claim submissions and state-submitted adjustments/voids in the 835 format. The request must be submitted using the Electronic Remittance Request Form located at [www.emedny.org](http://www.emedny.org). If this option is chosen, no paper remittance will be produced and the status of claims will appear on the electronic 835 remittance advice for the ETIN indicated on the request form. Retro-adjustment information is also sent in the 835 transaction format. Pending claims do not appear in the 835 transaction; they are listed in the Supplemental file, which will be sent along with the 835 transactions for any processing cycle that produce pends.

**Note: Providers with only one ETIN who elect to receive an electronic remittance, will have the status of any claims submitted via paper forms and state-submitted adjustments/voids reported on that electronic remittance.**

### Paper Remittance Advice

Remittance advices are also available on paper. Providers who bill electronically but do not specifically request to receive the 835 transaction are sent paper remittance advices.

### Remittance Sorts

The default sort for the paper remittance advice is:  
Claim Status (denied, paid, pending) – Patient ID – TCN

Providers can request other sort patterns that may better suit their accounting systems. The additional sorts available are as follows:

- TCN – Claim Status – Patient ID – Date of Service
- Patient ID – Claim Status – TCN
- Date of Service – Claim Status – Patient ID

To request a sort pattern other than the default, providers **must** complete the Paper Remittance Sort Request form which is available at [www.emedny.org](http://www.emedny.org) by clicking on the link to the web page below:

[Provider Enrollment Forms](#)

For additional information, providers may also call the eMedNY Call Center at 800-343-9000.

## Remittance Advice Format

The remittance advice is composed of five sections as described below.

- Section One may be one of the following:
  - ▶ Medicaid Check
  - ▶ Notice of Electronic Funds Transfer (EFT)
  - ▶ Summout (no claims paid)
- Section Two: Provider Notification (special messages)
- Section Three: Claim Detail
- Section Four:
  - ▶ Financial Transactions (recoupments)
  - ▶ Accounts Receivable (cumulative financial information)
- Section Five: Edit (Error) Description

## Explanation of Remittance Advice Sections

The next pages present a sample of each section of the remittance advice for Nurse Practitioners followed by an explanation of the elements contained in the section.

The information displayed in the remittance advice samples is for illustration purposes only. The following information applies to a remittance advice with the default sort pattern.



**Section One – Medicaid Check**

For providers who have selected to be paid by check, a Medicaid check is issued when the provider has claims approved for the cycle and the approved amount is greater than the recoupments, if any, scheduled for the cycle. This section contains the check stub and the actual Medicaid check (payment).



TO: JAMES STRONG

DATE: 2007-08-06  
 REMITTANCE NO: 07080600006  
 PROV ID: 00112233/0123456789

00112233/0123456789 2007-08-06  
 JAMES STRONG  
 100 BROADWAY  
 ANYTOWN NY 11111

YOUR CHECK IS BELOW – TO DETACH, TEAR ALONG PERFORATED DASHED LINE

29  
2

DATE	REMITTANCE NUMBER	PROVIDER ID NO.
2007-08-06 <small>VOID AFTER 90 DAYS</small>	07080600006	0123456789

PAY	DOLLARS/CENTS
	\$*****143.80

TO  
THE  
ORDER  
OF

JAMES STRONG  
 100 BROADWAY  
 ANYTOWN NY 11111



John Smith

AUTHORIZED SIGNATURE

MEDICAL ASSISTANCE (TITLE XIX) PROGRAM  
 CHECKS DRAWN ON  
 KEY BANK N.A.  
 60 STATE STREET, ALBANY, NEW YORK 12207

***Check Stub Information***

**UPPER LEFT CORNER**

Provider's name (as recorded in the Medicaid files)

**UPPER RIGHT CORNER**

Date on which the remittance advice was issued

Remittance number

\*PROV ID: This field will contain the Medicaid Provider ID and the NPI (if applicable)

**CENTER**

\*Medicaid Provider ID/NPI/Date

Provider's name/Address

***Medicaid Check***

**LEFT SIDE**

Table

Date on which the check was issued

Remittance number

\*Provider ID No.: This field will contain the NPI **or** the Medicaid Provider ID (if applicable)

Provider's name/Address

**RIGHT SIDE**

Dollar amount. This amount must equal the Net Total Paid Amount under the Grand Total subsection plus the total sum of the Financial Transaction section.

**\* Note: NPI has been included on all examples and is pending NPI implementation by NYS Medicaid.**

**Section One – EFT Notification**

For providers who have selected electronic funds transfer (or direct deposit), an EFT transaction is processed when the provider has claims approved during the cycle and the approved amount is greater than the recoupments, if any, scheduled for the cycle. This section indicates the amount of the EFT.

TO: JAMES STRONG



DATE: 2007-08-06  
REMITTANCE NO: 07080600006  
PROV ID: 00112233/0123456789

00112233/0123456789 2007-08-06  
JAMES STRONG  
100 BROADWAY  
ANYTOWN NY 11111

JAMES STRONG \$143.80

PAYMENT IN THE ABOVE AMOUNT WILL BE DEPOSITED VIA AN ELECTRONIC FUNDS TRANSFER.

***Information on the EFT Notification Page***

**UPPER LEFT CORNER**

Provider's name (as recorded in the Medicaid files)

**UPPER RIGHT CORNER**

Date on which the remittance advice was issued

Remittance number

\*PROV ID: This field will contain the Medicaid Provider ID and the NPI (if applicable)

**CENTER**

\*Medicaid Provider ID/NPI/Date: This field will contain the Medicaid Provider ID and the NPI (if applicable)

Provider's name/address

Provider's Name – Amount transferred to the provider's account. This amount must equal the Net Total Paid Amount under the Grand Total subsection plus the total sum of the Financial Transaction section.

**Section One – Summout (No Payment)**

A summout is produced when the provider has no positive total payment for the cycle and, therefore, there is no disbursement of moneys.

TO: JAMES STRONG



DATE: 08/06/2007  
REMITTANCE NO: 07080600006  
PROV ID: 00112233/0123456789

NO PAYMENT WILL BE RECEIVED THIS CYCLE. SEE REMITTANCE FOR DETAILS.

JAMES STRONG  
100 BROADWAY  
ANYTOWN NY 11111

*Information on the Summout Page*

**UPPER LEFT CORNER**

Provider Name (as recorded in Medicaid files)

**UPPER RIGHT CORNER**

Date on which the remittance advice was issued

Remittance number

\*PROV ID: This field will contain the Medicaid Provider ID and the NPI (if applicable)

**CENTER**

Notification that no payment was made for the cycle (no claims were approved)

Provider name and address

**Section Two – Provider Notification**

This section is used to communicate important messages to providers.



PAGE 01  
DATE 08/06/07  
CYCLE 1563

**MEDICAL ASSISTANCE (TITLE XIX) PROGRAM  
REMITTANCE STATEMENT**

TO: JAMES STRONG  
100 BROADWAY  
ANYTOWN, NEW YORK 11111

ETIN:  
PROVIDER NOTIFICATION  
PROV ID: 00112233/0123456789  
REMITTANCE NO 07080600006

REMITTANCE ADVICE MESSAGE TEXT

\*\*\* ELECTRONIC FUNDS TRANSFER (EFT) FOR PROVIDER PAYMENTS IS NOW AVAILABLE \*\*\*

PROVIDERS WHO ENROLL IN EFT WILL HAVE THEIR MEDICAID PAYMENTS DIRECTLY DEPOSITED INTO THEIR CHECKING OR SAVINGS ACCOUNT.

THE EFT TRANSACTIONS WILL BE INITIATED ON WEDNESDAYS AND DUE TO NORMAL BANKING PROCEDURES, THE TRANSFERRED FUNDS MAY NOT BECOME AVAILABLE IN THE PROVIDER'S CHOSEN ACCOUNT FOR UP TO 48 HOURS AFTER TRANSFER. PLEASE CONTACT YOUR BANKING INSTITUTION REGARDING THE AVAILABILITY OF FUNDS.

PLEASE NOTE THAT EFT DOES NOT WAIVE THE TWO-WEEK LAG FOR MEDICAID DISBURSEMENTS.

TO ENROLL IN EFT, PROVIDERS MUST COMPLETE AN EFT ENROLLMENT FORM THAT CAN BE FOUND AT [WWW.EMEDNY.ORG](http://WWW.EMEDNY.ORG). CLICK ON PROVIDER ENROLLMENT FORMS WHICH CAN BE FOUND IN THE FEATURED LINKS SECTION. DETAILED INSTRUCTIONS WILL ALSO BE FOUND THERE.

AFTER SENDING THE EFT ENROLLMENT FORM TO CSC, PLEASE ALLOW A MINIMUM TIME OF SIX TO EIGHT WEEKS FOR PROCESSING. DURING THIS PERIOD OF TIME YOU SHOULD REVIEW YOUR BANK STATEMENTS AND LOOK FOR AN EFT TRANSACTION IN THE AMOUNT OF \$0.01 WHICH CSC WILL SUBMIT AS A TEST. YOUR FIRST REAL EFT TRANSACTION WILL TAKE PLACE APPROXIMATELY FOUR TO FIVE WEEKS LATER.

IF YOU HAVE ANY QUESTIONS ABOUT THE EFT PROCESS, PLEASE CALL THE EMEDNY CALL CENTER AT 1-800-343-9000.

***Information on the Provider Notification Page***

**UPPER LEFT CORNER**

Provider's name and address

**UPPER RIGHT CORNER**

Remittance page number

Date on which the remittance advice was issued

Cycle number

ETIN (not applicable)

Name of section: **PROVIDER NOTIFICATION**

\*PROV ID: This field will contain the Medicaid Provider ID and the NPI (if applicable)

Remittance number

**CENTER**

Message text



**Nurse Practitioner Billing Guidelines**

**Section Three – Claim Detail**

This section provides a listing of all new claims that were processed during the specific cycle plus claims that were previously pended and adjudicated (paid or denied) during the specific cycle. This section may also contain pending claims from previous cycles that remain in a pend status.



PAGE 02  
DATE 08/06/2007  
CYCLE 1563

**MEDICAL ASSISTANCE (TITLE XIX) PROGRAM  
REMITTANCE STATEMENT**

TO: JAMES STRONG  
100 BROADWAY  
ANYTOWN, NEW YORK 11111

ETIN:  
PRACTITIONER  
PROV ID: 00112233/0123456789  
REMITTANCE NO: 07080600006

LN. NO	OFFICE ACCOUNT NUMBER	CLIENT NAME	CLIENT ID NUMBER	TCN	DATE OF SERVICE	PROC. CODE	UNITS	CHARGED	PAID	STATUS	ERRORS
01	CP343444	DAVIS	UU44444R	07206-00000227-0-0	07/11/07	99204	1.000	52.80	0.00	DENY	00162 00244
01	CP443544	BROWN	PP88888M	07206-000011334-0-0	07/11/07	99212	1.000	17.60	0.00	DENY	00244
01	CP766578	MALONE	SS99999L	07206-000013556-0-0	07/19/07	99215	1.000	14.30	0.00	DENY	00162
01	CP999890	SMITH	ZZ22222T	07206-000032456-0-0	07/20/07	99214	1.000	77.50	0.00	DENY	00131

\* = PREVIOUSLY PENDED CLAIM  
\*\* = NEW PEND

TOTAL AMOUNT ORIGINAL CLAIMS	DENIED	162.20	NUMBER OF CLAIMS	4
NET AMOUNT ADJUSTMENTS	DENIED	0.00	NUMBER OF CLAIMS	0
NET AMOUNT VOIDS	DENIED	0.00	NUMBER OF CLAIMS	0
NET AMOUNT VOIDS – ADJUSTS		0.00	NUMBER OF CLAIMS	0

**Nurse Practitioner Billing Guidelines**



PAGE 03  
DATE 08/06/2007  
CYCLE 1563

**MEDICAL ASSISTANCE (TITLE XIX) PROGRAM  
REMITTANCE STATEMENT**

TO: JAMES STRONG  
100 BROADWAY  
ANYTOWN, NEW YORK 11111

ETIN:  
PRACTITIONER  
PROV ID: 00112233/0123456789  
REMITTANCE NO: 07080600006

LN. NO	OFFICE ACCOUNT NUMBER	CLIENT NAME	CLIENT ID NUMBER	TCN	DATE OF SERVICE	PROC. CODE	UNITS	CHARGED	PAID	STATUS	ERRORS
01	CP112346	DAVIS	UU44444R	07206-000033667-0-0	07/11/07	99215	1.000	14.30	14.30	PAID	
02	CP112345	DAVIS	UU44444R	07206-000033667-0-0	07/12/07	99214	1.000	14.30	14.30	PAID	
01	CP113433	CRUZ	LL11111B	07206-000045667-0-0	07/14/07	99214	1.000	52.80	52.80	PAID	
01	CP445677	JONES	YY33333S	07206-000056767-0-0	07/15/07	99212	1.000	66.00	66.00	PAID	
01	CP113487	WAGER	ZZ98765R	07206-000067767-0-0	06/05/07	99215	1.000	17.60	17.60-	ADJT	ORIGINAL CLAIM PAID 06/24/07
01	CP744495	PARKER	VZ45678P	07206-000088767-0-0	06/05/07	99214	1.000	14.30	14.00	ADJT	

\* = PREVIOUSLY PENDED CLAIM  
\*\* = NEW PEND

TOTAL AMOUNT ORIGINAL CLAIMS	PAID	147.40	NUMBER OF CLAIMS	4
NET AMOUNT ADJUSTMENTS	PAID	3.60-	NUMBER OF CLAIMS	1
NET AMOUNT VOIDS	PAID	0.00	NUMBER OF CLAIMS	0
NET AMOUNT VOIDS – ADJUSTS		3.60-	NUMBER OF CLAIMS	1

## Nurse Practitioner Billing Guidelines



PAGE 04  
DATE 08/06/2007  
CYCLE 1563

### MEDICAL ASSISTANCE (TITLE XIX) PROGRAM REMITTANCE STATEMENT

TO: JAMES STRONG  
100 BROADWAY  
ANYTOWN, NEW YORK 11111

ETIN:  
PRACTITIONER  
PROV ID: 00112233/0123456789  
REMITTANCE NO: 07080600006

LN. NO	OFFICE ACCOUNT NUMBER	CLIENT NAME	CLIENT ID NUMBER	TCN	DATE OF SERVICE	PROC. CODE	UNITS	CHARGED	PAID	STATUS	ERRORS
01	CP8765432	CRUZ	LL11111B	07206-000033467-0-0	07/13/07	99214	1.000	69.30	0.00	**PEND	00162
02	CP4555557	CRUZ	LL11111B	07206-000033468-0-0	07/14/07	12002	1.000	71.04	0.00	**PEND	00162
01	CP8876543	TAYLOR	GG43210D	07206-000035665-0-0	07/14/07	99215	1.000	14.30	0.00	**PEND	00142
01	CP0009765	ESPOSITO	FF98765C	07206-000033660-0-0	07/12/07	99215	1.000	14.30	0.00	**PEND	00131

\* = PREVIOUSLY PENDED CLAIM  
\*\* = NEW PEND

TOTAL AMOUNT ORIGINAL CLAIMS	PEND	168.94	NUMBER OF CLAIMS	4
NET AMOUNT ADJUSTMENTS	PEND	0.00	NUMBER OF CLAIMS	0
NET AMOUNT VOIDS	PEND	0.00	NUMBER OF CLAIMS	0
NET AMOUNT VOIDS – ADJUSTS		0.00	NUMBER OF CLAIMS	0

REMITTANCE TOTALS – PRACTITIONER				
VOIDS – ADJUSTS		3.60-	NUMBER OF CLAIMS	1
TOTAL PENDS		168.94	NUMBER OF CLAIMS	4
TOTAL PAID		147.40	NUMBER OF CLAIMS	4
TOTAL DENIED		162.20	NUMBER OF CLAIMS	4
NET TOTAL PAID		143.80	NUMBER OF CLAIMS	5

MEMBER ID: 00112233				
VOIDS – ADJUSTS		3.60-	NUMBER OF CLAIMS	1
TOTAL PENDS		168.94	NUMBER OF CLAIMS	4
TOTAL PAID		147.40	NUMBER OF CLAIMS	4
TOTAL DENIED		162.20	NUMBER OF CLAIMS	4
NET TOTAL PAID		143.80	NUMBER OF CLAIMS	5

Nurse Practitioner Billing Guidelines



PAGE: 05  
DATE: 08/06/07  
CYCLE: 1563

**MEDICAL ASSISTANCE (TITLE XIX) PROGRAM  
REMITTANCE STATEMENT**

TO: JAMES STRONG  
100 BROADWAY  
ANYTOWN, NEW YORK 11111

ETIN:  
PRACTITIONER  
GRAND TOTALS  
PROV ID: 00112233/0123456789  
REMITTANCE NO: 07080600006

REMITTANCE TOTALS – GRAND TOTALS			
VOIDS – ADJUSTS	3.60-	NUMBER OF CLAIMS	1
TOTAL PENDS	168.94	NUMBER OF CLAIMS	4
TOTAL PAID	147.40	NUMBER OF CLAIMS	4
TOTAL DENY	162.20	NUMBER OF CLAIMS	4
NET TOTAL PAID	143.80	NUMBER OF CLAIMS	5

***General Information on the Claim Detail Pages***

**UPPER LEFT CORNER**

Provider's name and address

**UPPER RIGHT CORNER**

Remittance page number

Date on which the remittance advice was issued

Cycle number. The cycle number should be used when calling the eMedNY Call Center with questions about specific processed claims or payments.

ETIN (not applicable)

Provider Service Classification: **PRACTITIONER**

\*PROV ID: This field will contain the Medicaid Provider ID and the NPI (if applicable)

Remittance number

***Explanation of the Claim Detail Columns***

**LN. NO. (LINE NUMBER)**

This column indicates the line number of each claim as it appears on the claim form.

**OFFICE ACCOUNT NUMBER**

If a Patient/Office Account Number was entered in the claim form, that number (up to 20 characters) will appear under this column.

**CLIENT NAME**

This column indicates the last name of the patient. If an invalid Medicaid Client ID was entered in the claim form, the ID will be listed as it was submitted but no name will appear under this column.

**CLIENT ID NUMBER**

The client's Medicaid ID number appears under this column.

**TCN**

The TCN is a unique identifier assigned to each document (claim form) that is processed. If multiple claim lines are submitted on the same claim form, all the lines are assigned the same TCN.

**DATE OF SERVICE**

This column lists the service date as entered in the claim form.

**PROCEDURE CODE**

The five-digit procedure code that was entered in the claim form appears under this column.

### **UNITS**

The total number of units of service for the specific claim appears under this column. The units are indicated with three (3) decimal positions. Since Nurse Practitioners must only report whole units of service, the decimal positions will always be 000. For example: 3 units will be indicated as 3.000.

### **CHARGED**

This column lists either the amount the provider charged for the claim or the Medicare Approved amount if applicable.

### **PAID**

If the claim is approved, the amount paid appears under this column. If the claim has a pend or deny status, the amount paid will be zero (0.00).

### **STATUS**

This column indicates the status (DENY, PAID/ADJT/VOID, PEND) of the claim line.

#### ***Denied Claims***

Claims for which payment is denied will be identified by the **DENY** status. A claim may be denied for the following general reasons:

- The service rendered is not covered by the New York State Medicaid Program.
- The claim is a duplicate of a prior paid claim.
- The required Prior Approval has not been obtained.
- Information entered in the claim form is invalid or logically inconsistent.

#### **Approved Claims**

Approved claims will be identified by the statuses **PAID**, **ADJT** (adjustment), or **VOID**.

#### ***Paid Claims***

The status PAID refers to **original** claims that have been approved.

#### ***Adjustments***

The status ADJT refers to a claim submitted in replacement of a paid claim with the purpose of changing one or more fields. An adjustment has two components: the credit transaction (previously paid claim), and the debit transaction (adjusted claim).

#### ***Voids***

The status VOID refers to a claim submitted with the purpose of canceling a previously paid claim. A void lists the credit transaction (previously paid claim) only.

### **Pending Claims**

Claims that require further review or recycling will be identified by the **PEND** status. The following are examples of circumstances that commonly cause claims to be pended:

- New York State Medical Review required.
- Procedure requires manual pricing.
- No match found in the Medicaid files for certain information submitted on the claim, for example: Client ID, Prior Approval, Service Authorization. These claims are recycled for a period of time during which the Medicaid files may be updated to match the information on the claim.

After manual review is completed, a match is found in the Medicaid files or the recycling time expires, pended claims may be approved for payment or denied.

A new pend is signified by two asterisks (\*\*). A previously pended claim is signified by one asterisk (\*).

### **ERRORS**

For claims with a DENY or PEND status, this column indicates the NYS Medicaid edit (error) numeric code(s) that caused the claim to deny or pend. Some edit codes may also be indicated for a PAID claim. These are “approved” edits, which identify certain “errors” found in the claim, which do not prevent the claim from being approved. Up to twenty-five (25) edit codes, including approved edits, may be listed for each claim. Edit code definitions will be listed on the last page(s) of the remittance advice.

### **Subtotals/Totals**

Subtotals of dollar amounts and number of claims are provided as follows:

Subtotals by **claim status** appear at the end of the claim listing for each status. The subtotals are broken down by:

- Original claims
- Adjustments
- Voids
- Adjustments/voids combined

Subtotals by **provider type** are provided at the end of the claim detail listing. These subtotals are broken down by:

- Adjustments/voids (combined)
- Pends
- Paid
- Denied
- Net total paid (sum of approved adjustments/voids and paid original claims)

Totals by **member ID** are provided next to the subtotals for provider type. For individual practitioners these totals are exactly the same as the subtotals by provider type. For practitioner groups, this subtotal category refers to the specific member of the group who provided the services. These subtotals are broken down by:

- Adjustments/voids (combined)
- Pends
- Paid
- Deny
- Net total paid (sum of approved adjustments/voids and paid original claims)

**Grand Totals** for the entire provider remittance advice appear on a separate page following the page containing the **totals** by **provider type and member ID**. The grand total is broken down by:

- Adjustments/voids (combined)
- Pends
- Paid
- Deny
- Net total paid (entire remittance)



**Section Four**

This section has two subsections:

- Financial Transactions
- Accounts Receivable

***Financial Transactions***

The Financial Transactions subsection lists all the recoupments that were applied to the provider during the specific cycle. If there is no recoupment activity, this subsection is not produced.

TO: JAMES STRONG 100 BROADWAY ANYTOWN, NEW YORK 11111	 <p><b>MEDICAL ASSISTANCE (TITLE XIX) PROGRAM                  REMITTANCE STATEMENT</b></p>	PAGE 07 DATE 08/06/07 CYCLE 1563  ETIN: FINANCIAL TRANSACTIONS PROV ID: 00112233/0123456789 REMITTANCE NO: 07080600006										
<table border="0" style="width: 100%; border-collapse: collapse;"> <thead> <tr> <th style="text-align: left; border-bottom: 1px solid black;">FCN</th> <th style="text-align: left; border-bottom: 1px solid black;">FINANCIAL REASON CODE</th> <th style="text-align: left; border-bottom: 1px solid black;">FISCAL TRANS TYPE</th> <th style="text-align: left; border-bottom: 1px solid black;">DATE</th> <th style="text-align: left; border-bottom: 1px solid black;">AMOUNT</th> </tr> </thead> <tbody> <tr> <td>200705060236547</td> <td>XXX</td> <td>RECOUPMENT REASON DESCRIPTION</td> <td>05 09 07</td> <td>\$\$.\$\$</td> </tr> </tbody> </table>			FCN	FINANCIAL REASON CODE	FISCAL TRANS TYPE	DATE	AMOUNT	200705060236547	XXX	RECOUPMENT REASON DESCRIPTION	05 09 07	\$\$.\$\$
FCN	FINANCIAL REASON CODE	FISCAL TRANS TYPE	DATE	AMOUNT								
200705060236547	XXX	RECOUPMENT REASON DESCRIPTION	05 09 07	\$\$.\$\$								
NET FINANCIAL TRANSACTION AMOUNT      \$\$\$.\$\$		NUMBER OF FINANCIAL TRANSACTIONS    XXX										

***Explanation of the Financial Transactions Columns***

**FCN (Financial Control Number)**

This is a unique identifier assigned to each financial transaction.

**FINANCIAL REASON CODE**

This code is for DOH/CSC use only; it has no relevance to providers. It identifies the reason for the recoupment.

**FISCAL TRANSACTION TYPE**

This is the description of the Financial Reason Code. For example: Third Party Recovery.

**DATE**

The date on which the recoupment was applied. Since all the recoupments listed on this page pertain to the current cycle, all the recoupments will have the same date.

**AMOUNT**

The dollar amount corresponding to the particular fiscal transaction. This amount is deducted from the provider's total payment for the cycle.

**Totals**

The total dollar amount of the financial transactions (**Net Financial Transaction Amount**) and the total number of transactions (**Number of Financial Transactions**) appear below the last line of the transaction detail list.

The Net Financial Transaction Amount added to the Claim Detail-Grand Total must equal the Medicaid Check or EFT amounts.

Nurse Practitioner Billing Guidelines

**Accounts Receivable**

This subsection displays the original amount of each of the outstanding Financial Transactions and their current balance after the cycle recoupments were applied. If there are no outstanding negative balances, this section is not produced.

TO: JAMES STRONG  
100 BROADWAY  
ANYTOWN, NEW YORK 11111

**MEDICAID**  
MANAGEMENT INFORMATION SYSTEM  
**MEDICAL ASSISTANCE (TITLE XIX) PROGRAM**  
**REMITTANCE STATEMENT**

PAGE 08  
DATE 08/06/07  
CYCLE 1563

ETIN:  
ACCOUNTS RECEIVABLE  
PROV ID: 00112233/0123456789  
REMITTANCE NO: 07080600006

REASON CODE	DESCRIPTION	ORIG BAL	CURR BAL	RECOUP %/AMT
		\$XXX.XX-	\$XXX.XX-	999
		\$XXX.XX-	\$XXX.XX-	999

TOTAL AMOUNT DUE THE STATE \$XXX.XX

***Explanation of the Accounts Receivable Columns***

If a provider has negative balances of different types or negative balances created at different times, each negative balance will be listed in a different line.

**REASON CODE DESCRIPTION**

This is the description of the Financial Reason Code. For example: Third Party Recovery.

**ORIGINAL BALANCE**

The original amount (or starting balance) for any particular financial reason.

**CURRENT BALANCE**

The current amount owed to Medicaid (after the cycle recoupments, if any, were applied). This balance may be equal to or less than the original balance.

**RECOUPMENT % AMOUNT**

The deduction (recoupment) scheduled for each cycle.

***Total Amount Due the State***

This amount is the sum of all the **Current Balances** listed above.

## Section Five – Edit Descriptions

The last section of the Remittance Advice features the description of each of the edit codes (including approved codes) failed by the claims listed in Section Three.



**MEDICAL ASSISTANCE (TITLE XIX) PROGRAM  
REMITTANCE STATEMENT**

TO: JAMES STRONG  
100 BROADWAY  
ANYTOWN, NEW YORK 11111

PAGE 06  
DATE 08/06/07  
CYCLE 1563

ETIN:  
PRACTITIONER  
EDIT DESCRIPTIONS  
PROV ID: 00112233/0123456789  
REMITTANCE NO: 07080600006

THE FOLLOWING IS A DESCRIPTION OF THE EDIT REASON CODES THAT APPEAR ON THE CLAIMS FOR THIS REMITTANCE:

- 00131 PROVIDER NOT APPROVED FOR SERVICE
- 00142 SERVICE CODE NOT EQUAL TO PA
- 00162 RECIPIENT INELIGIBLE ON DATE OF SERVICE
- 00244 PA NOT ON OR REMOVED FROM FILE

## Appendix A – Code Sets

### Place of Service

<b>Code</b>	<b>Description</b>
03	School
04	Homeless shelter
05	Indian health service free-standing facility
06	Indian health service provider-based facility
07	Tribal 638 free-standing facility
08	Tribal 638 provider-based facility
11	Doctor's office
12	Home
13	Assisted living facility
14	Group home
15	Mobile unit
20	Urgent care facility
21	Inpatient hospital
22	Outpatient hospital
23	Emergency room-hospital
24	Ambulatory surgical center
24	Birth center
25	Military treatment facility
31	Skilled nursing facility
32	Nursing facility
33	Custodial care facility
34	Hospice
41	Ambulance-land
42	Ambulance-air or water
49	Independent clinic
50	Federally qualified health center
51	Inpatient psychiatric facility
52	Psychiatric facility partial hospitalization
53	Community mental health center
54	Intermediate care facility/mentally retarded
55	Residential substance abuse treatment facility
56	Psychiatric residential treatment center
57	Non-residential substance abuse treatment facility
58	Mass immunization center
59	Comprehensive inpatient rehabilitation facility
60	Comprehensive outpatient rehabilitation facility
65	End stage renal disease treatment facility
71	State or local public health clinic
72	Rural health clinic
81	Independent laboratory
99	Other unlisted facility

**United States Standard Postal Abbreviations**

<b>State</b>	<b>Abbrev.</b>	<b>State</b>	<b>Abbrev.</b>
Alabama	AL	Missouri	MO
Alaska	AK	Montana	MT
Arizona	AZ	Nebraska	NE
Arkansas	AR	Nevada	NV
California	CA	New Hampshire	NH
Colorado	CO	New Jersey	NJ
Connecticut	CT	New Mexico	NM
Delaware	DE	North Carolina	NC
District of Columbia	DC	North Dakota	ND
Florida	FL	Ohio	OH
Georgia	GA	Oklahoma	OK
Hawaii	HI	Oregon	OR
Idaho	ID	Pennsylvania	PA
Illinois	IL	Rhode Island	RI
Indiana	IN	South Carolina	SC
Iowa	IA	South Dakota	SD
Kansas	KS	Tennessee	TN
Kentucky	KY	Texas	TX
Louisiana	LA	Utah	UT
Maine	ME	Vermont	VT
Maryland	MD	Virginia	VA
Massachusetts	MA	Washington	WA
Michigan	MI	West Virginia	WV
Minnesota	MN	Wisconsin	WI

<b><u>American Territories</u></b>	<b><u>Abbrev.</u></b>
American Samoa	AS
Canal Zone	CZ
Guam	GU
Puerto Rico	PR
Trust Territories	TT
Virgin Islands	VI

**Note: Required only when reporting out-of-state license numbers.**

## Appendix B – Sterilization Consent Form – DSS-3134

A Sterilization Consent Form, DSS-3134, must be completed for each sterilization procedure. **No other form can be used in place of the DSS-3134.** A supply of these forms, available in English and in Spanish [DSS-3134(S)], can be obtained from the New York State Department of Health's website by clicking on the link to the web page below:

### [Local Districts Social Service Forms](#)

Claims for sterilization procedures **must be submitted on paper**, and a copy of the completed and signed **Sterilization Consent Form**, DSS-3134 [or DSS-3134(S)] must be attached to the claim.

When completing the DSS-3134, please follow the guidelines below:

- Be certain that the form is completed so it can be read easily. An illegible or altered form is unacceptable (will cause a paper claim to deny). Also, the persons completing the form should check to see that all five copies are legible.
- Each required field or blank must be completed in order to ensure payment.
- If a woman is not currently Medicaid eligible at the time she signs the DSS-3134 [or 3134(S)] form but becomes eligible prior to the procedure and if she is 21 years of age when the form was signed, the 30 day waiting period starts from the date the DSS form was signed regardless of the date the woman becomes Medicaid eligible.

A sample Sterilization Consent Form and step-by-step instructions follow on the next pages.



Nurse Practitioner Billing Guidelines: Appendix B

DSS-3134 (Rev.5/82)

STERILIZATION
CONSENT FORM

PATIENT NAME 1. CHART NO. RECIPIENT ID NO.
HOSPITAL/CLINIC

NOTICE: YOUR DECISION AT ANY TIME NOT TO BE STERILIZED WILL NOT RESULT IN THE WITHDRAWAL OR WITHHOLDING OF ANY BENEFITS PROVIDED BY PROGRAMS OR PROJECTS RECEIVING FEDERAL FUNDS.

CONSENT TO STERILIZATION

I have asked for and received information about sterilization from 2. When I first asked for

(doctor or clinic)

the information, I was told that the decision to be sterilized is completely up to me. I was told that I could decide not to be sterilized. If I decide not to be sterilized, my decision will not affect my right to future care or treatment.

I UNDERSTAND THAT THE STERILIZATION MUST BE CONSIDERED PERMANENT AND NOT REVERSIBLE. I HAVE DECIDED THAT I DO NOT WANT TO BECOME PREGNANT, BEAR CHILDREN OR FATHER CHILDREN.

I was told about those temporary methods of birth control that are available and could be provided to me which will allow me to bear or father a child in the future.

I understand that I will be sterilized by an operation known as a 3. The discomforts, risks and benefits associated with the operation have been explained to me.

I understand that the operation will not be done until at least thirty days after I sign this form. I understand that I can change my mind at any time and that my decision at any time not to be sterilized will not result in the withholding of any benefits or medical services provided by federally funded programs.

I am at least 21 years of age and was born on 4. Month Day Year

I, 5, hereby consent of my own free will to be sterilized by 6. (doctor)

by a method called 7. My consent expires 180 days from the date of my signature below.

I also consent to the release of this form and other medical records about the operation to:

Representatives of the Department of Health, Education, and Welfare or

Employees of programs or projects funded by the Department but only for determining if Federal laws were observed.

I have received a copy of this form.

8. Date: 9. Signature Month Day Year

10. You are requested to supply the following information, but it is not required:

Race and ethnicity designation (please check)

- 1 American Indian or Alaska Native
2 Asian or Pacific Islander
3 Blank (not of Hispanic origin)
4 Hispanic
5 White (not of Hispanic origin)

INTERPRETER'S STATEMENT

If an interpreter is provided to assist the individual to be sterilized: I have translated the information and advice presented orally to the individual to be sterilized by the person obtaining this consent.

I have also read him/her the consent form in 11. language and explained its contents to him/her.

12. Date Interpreter

STATEMENT OF PERSON OBTAINING CONSENT

Before 13. signed the

(name of individual)

consent form, I explained to him/her the nature of the sterilization operation 14., the fact that it is intended to be a final and irreversible procedure and the discomforts, risks and benefits associated with it.

I counseled the individual to be sterilized that alternative methods of birth control are available which are temporary. I explained that sterilization is different because it is permanent.

I informed the individual to be sterilized that his/her consent can be withdrawn at any time and that he/she will not lose any health services or any benefits provided by Federal funds.

To the best of my knowledge and belief the individual to be sterilized is at least 21 years old and appears mentally competent. He/She knowingly and voluntarily requested to be sterilized and appears to understand the nature and consequence of the procedure.

15. Signature of person obtaining consent Date

16. Facility

16. Address

PHYSICIAN'S STATEMENT

Shortly before I performed a sterilization operation upon 17. on 18.

Name of individual to be sterilized Date of sterilization

18. (Con't) I explained to him/her the nature of the operation

sterilization operation 19. The fact that 19. specify type of operation

it is intended to be a final and irreversible procedure and the discomforts, risks and benefits associated with it.

I counseled the individual to be sterilized that alternative methods of birth control are available which are temporary. I explained that sterilization is different because it is permanent.

I informed the individual to be sterilized that his/her consent can be withdrawn at any time and that he/she will not lose any health services or benefits provided by Federal funds.

To the best of my knowledge and belief the individual to be sterilized is at least 21 years old and appears mentally competent. He/She knowingly and voluntarily requested to be sterilized and appeared to understand the nature and consequences of the procedure.

(Instructions for use of alternative final paragraphs: Use the first paragraph below except in the case of premature delivery or emergency abdominal surgery where the sterilization is performed less than 30 days after the date of the individual's signature on the consent form.)

(1) At least thirty days have passed between the date of the individual's signature on this consent form and the date the sterilization was performed.

(2) This sterilization was performed less than 30 days but more than 72 hours after the date of the individual's signature on this consent form because of the following circumstances (check applicable box and fill in information requested):

1 Premature delivery 20. Individual's expected date of delivery: 21.

2 Emergency abdominal surgery: 23. (describe circumstances): 23.(Con't)

24.

Physician Date 25.

THE FOLLOWING MUST BE COMPLETED FOR STERILIZATIONS PERFORMED IN NEW YORK CITY

WITNESS CERTIFICATION

I, 26. do certify that on 27., 19 I was present while the counselor read and explained the consent form to 28. and saw the patient sign the consent form in his/her own handwriting. (patient's name)

SIGNATURE OF WITNESS X 29. TITLE 30. DATE 31.

REAFFIRMATION (to be signed by the patient on admission for Sterilization)

I certify that I have carefully considered all the information, advice and explanations given to me at the time I originally signed the consent form. I have decided that I still want to be sterilized by the procedure noted in the original consent form, and I hereby affirm that decision.

SIGNATURE OF PATIENT X 32. DATE 33. SIGNATURE OF WITNESS X 34. DATE 35.

DISTRIBUTION: 1 - Medical Record File 2 - Hospital Claim 3 - Surgeon Claim 4 - Anesthesiologist Claim 5 - Patient

***Field-by-Field Instructions for Completing the Sterilization Consent Form – DSS-3134 and 3134(S)***

**Patient Identification**

**Field 1**

Enter the patient's name, Medicaid ID number, and chart number; name of hospital or clinic is optional.

**Consent To Sterilization**

**Field 2**

Enter the name of the individual or clinic obtaining consent. If the sterilization is to be performed in New York City, the physician who performs the sterilization (24) cannot obtain the consent.

**Field 3**

Enter the name of sterilization procedure to be performed.

**Field 4**

Enter the patient's date of birth. Check to see that the patient is at least 21 years old. If the patient is not 21 on the date consent is given (9), Medicaid will not pay for the sterilization.

**Field 5**

Enter the patient's name.

**Field 6**

Enter the name of doctor who will probably perform the sterilization. It is understood that this might not be the doctor who eventually performs the sterilization (24).

**Field 7**

Enter the name of sterilization procedure.

**Field 8**

The patient must sign the form.

**Field 9**

Enter the date of patient's signature. This is the date on which the consent was obtained. The sterilization procedure must be performed no less than 30 days nor more than 180 days from this date, except in instances of premature delivery (20, 21), or emergency abdominal surgery (22, 23) when at least 72 hours (three days) must have elapsed.

**Field 10**

Completion of the race and ethnicity designation is optional.

**Interpreter's Statement**

**Field 11**

If the person to be sterilized does not understand the language of the consent form, the services of an interpreter will be required. Enter the language employed.

**Field 12**

The interpreter must sign and date the form.

**Statement of Person Obtaining Consent**

**Field 13**

Enter the patient's name.

**Field 14**

Enter the name of the sterilization operation.

**Field 15**

The person who obtained consent from the patient must sign and date the form. If the sterilization is to be performed in New York City, this person cannot be the operating physician (24).

**Field 16**

Enter the name and address of the facility with which the person who obtained the consent is associated. This may be a clinic, hospital, Midwife's, or physician's office.

**Physician's Statement**

The physician should complete and date this form after the sterilization procedure is performed.

**Field 17**

Enter the patient's name.

**Field 18**

Enter the date the sterilization procedure was performed.

**Field 19**

Enter the name of the sterilization procedure.

**Instructions for Use of Alternative Final Paragraphs**

If the sterilization was performed at least 30 days from the date of consent (9), then cross out the second paragraph and sign (24) and date (25) the consent form.

If less than 30 days but more than 72 hours has elapsed from the date of consent as a consequence of either premature delivery or emergency abdominal surgery, proceed as follows:

**Field 20**

If the sterilization was scheduled to be performed in conjunction with delivery but the delivery was premature, occurring within the 30-day waiting period, check box one and (21) enter the expected date of delivery.

**Field 21**

If the patient was scheduled to be sterilized but within the 30-day waiting period required emergency abdominal surgery and the sterilization was performed at that time, then check box two and (23) describe the circumstances.

**Field 24**

The physician who performed the sterilization must sign and date the form.

**Field 25**

The date of the physician's signature should indicate that the physician's statement was signed after the procedure was performed, that is, on the day of or a day subsequent to the sterilization.

**For Sterilizations Performed In New York City**

New York City local law requires the presence of a witness chosen by the patient when the patient consents to sterilization. In addition, upon admission for sterilization, in New York City, the patient is required to review his/her decision to be sterilized and to reaffirm that decision in writing.

**Witness Certification**

**Field 26**

Enter the name of the witness to the consent to sterilization.

**Field 27**

Enter the date the witness observed the consent to sterilization. This date will be the same date of consent to sterilization (9).

**Field 28**

Enter the patient's name.

**Field 29**

The witness must sign the form.

**Field 30**

Enter the title, if any, of the witness.

**Field 31**

Enter the date of witness's signature.

**Reaffirmation**

**Field 32**

The patient must sign the form.

**Field 33**

Enter the date of the patient's signature. This date should be shortly prior to or same as date of sterilization in field 18.

**Field 34**

The witness must sign the form for reaffirmation. This witness need not be the same person whose signature appears in field 29.

**Field 35**

Enter the date of witness's signature.

## Appendix C – Acknowledgment of Receipt of Hysterectomy Information Form – DSS-3113

An Acknowledgment of Receipt of Hysterectomy Information Form, DSS-3113, must be completed for each hysterectomy procedure. **No other form can be used in place of the DSS-3113.** A supply of these forms, available in English and in Spanish, can be obtained from the New York State Department of Health's website by clicking on the link to the web page below:

### [Local Districts Social Service Forms](#)

Claims for hysterectomy procedures **must be submitted on paper**, and a copy of the completed and signed DSS-3113 must be attached to the claim.

When completing the DSS-3113, please follow the guidelines below:

- Be certain that the form is completed so it can be read easily. An illegible or altered form is unacceptable (will cause a paper claim to deny).
- Each required field or blank must be completed in order to ensure payment.

A sample Hysterectomy Consent Form and step-by-step instructions follow on the next pages.





***Field-by-Field Instructions for Completing Acknowledgement  
Receipt of Hysterectomy Information Form – DSS-3113***

Either Part I or Part II must be completed, depending on the circumstances of the operation. In all cases, Fields 1 and 2 must be completed.

**Field 1**

Enter the recipient's Medicaid ID number.

**Field 2**

Enter the surgeon's name.

**Part I: Recipient's Acknowledgement Statement and Surgeon's Certification**

This part must be signed and dated by the recipient or her representative unless one of the following situations exists:

- The recipient was sterile prior to performance of the hysterectomy;
- The hysterectomy was performed in a life-threatening emergency in which prior acknowledgment was not possible; or
- The patient was not a Medicaid recipient on the day the hysterectomy was performed.

**Field 3**

Enter the recipient's name.

**Field 4**

The recipient or her representative must sign the form.

**Field 5**

Enter the date of signature.

**Field 6**

If applicable, the interpreter must sign the form.

**Field 7**

If applicable, enter the date of interpreter's signature.

**Field 8**

The surgeon who performed or will perform the hysterectomy must sign the form to certify that the procedure was for medical necessity and not primarily for family planning purposes.

**Field 9**

Enter the date of the surgeon's signature.

**Part II: Waiver of Acknowledgment**

The surgeon who performs the hysterectomy must complete this Part of the claim form if Part I, the recipient's Acknowledgment Statement, has not been completed for one of the reasons noted above. This part need not be completed before the hysterectomy is performed.

**Field 10**

Enter the recipient's name.

**Field 11**

If the recipient's acknowledgment was **not** obtained because she was sterile prior to performance of the hysterectomy, check this box and briefly describe the cause of sterility, e.g., postmenopausal. This waiver may apply to cases in which the woman was not a Medicaid recipient at the time the hysterectomy was performed.

**Field 12**

If the recipient's Acknowledgment was **not** obtained because the hysterectomy was performed in a life-threatening emergency in which prior acknowledgment was not possible, check this box and briefly describe the nature of the emergency. This waiver may apply to cases in which the woman was not a Medicaid recipient at the time the hysterectomy was performed.

**Field 13**

If the patient's Acknowledgment was **not** obtained because she was not a Medicaid recipient at the time a hysterectomy was performed, but the performing surgeon did inform her before the procedure that the hysterectomy would make her permanently incapable of reproducing, check this box.

**Field 14**

The surgeon who performed the hysterectomy must sign the form to certify that the procedure was for medical necessity and not primarily or secondarily for family planning purposes and that one of the conditions indicated in Fields 11, 12, and 13 existed.

**Field 15**

Enter the date of the surgeon's signature.