



NY.GOV ID ACCOUNT OVERVIEW

Overview

NY.GOV ID is an online service that allows users to sign in securely to NY.GOV ID participating government online services.

A NY.GOV ID **business account is required** to access the NYS Medicaid Provider Services Portal (PSP) for new practitioner provider enrollment.

All practitioners, enrollment staff and credentialers working on new provider enrollment applications in the portal will be required to create their own NY.GOV ID business accounts. If you currently have an NY.GOV ID **personal** account, you will have to create a **business** account.


Please Note: Practitioners enrolling into NYS Medicaid using the NYS Medicaid Provider Services Portal will need their own business NY.GOV ID account to submit their application. Credentialers and office staff can start the application and fill out the required information, but they cannot submit the application on behalf of the provider.

Step One

Begin the process by accessing the NY.GOV ID website at <https://my.ny.gov/LoginV4/login.xhtml>

Click on - Create an Account

A screenshot of the NY.GOV ID login page. At the top is the NY.GOV ID logo with a padlock icon and the text "Secure Access to New York State Services". Below this are two input fields: "Username" and "Password". A dark blue "Sign In" button is centered below the fields. Under the button are two links: "Forgot Username?" and "Forgot Password?". Below these is a yellow button labeled "Create an Account". At the bottom, there is a link "Need help? Get Assistance" and a footer stating "This site is protected by reCAPTCHA and the Google Privacy Policy and Terms of Service apply".

 **NY.GOV ID**
Secure Access to New York State Services

Username

Password

Sign In

[Forgot Username?](#) or [Forgot Password?](#)

Create an Account

Need help? [Get Assistance](#)

This site is protected by reCAPTCHA and the Google [Privacy Policy](#) and [Terms of Service](#) apply



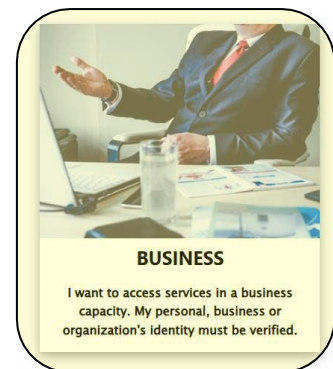

NY.GOV ID ACCOUNT OVERVIEW

Step Two

Select – Business Account

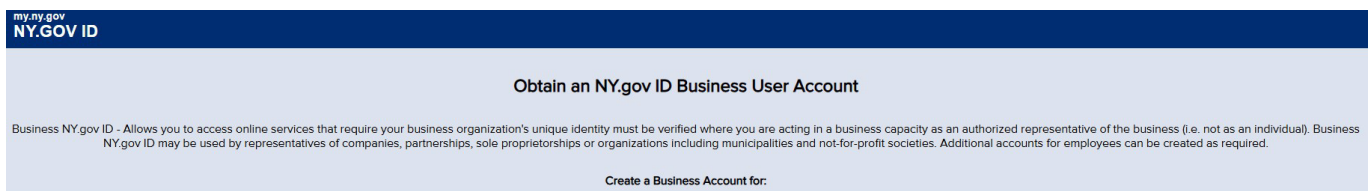


Please select one of the following three account types:



Step Three

Select – NYS Department of Health (NYSOH)



[NYS Department of Labor](#) : Allows business users to create an employer account or a representative account.

[NYS Department of Public Service](#) : Allows Business users to make electronic filings using our Document and Matter Management (DMM) System.

[NYS Department of Taxation and Finance](#) : Allows business users to view your account, sales tax web file, tax preparer registration and more.

[NYS Office for the Aging](#) : Allows Users to create a business account to access NYSOFA applications.

[NYS Department of Motor Vehicles](#) : Allows Users to create a business account to access DMV applications.

[NYS Workers Compensation Board](#) : Allows Users to create a business account to access WCB applications.

[NYS Department of State](#) : Allows user to create a business account to access Charitable Organization Financial Reporting System.

[NYS Department of Transportation](#) : Allows Users to create a business account to access DOT applications.

[NYS Office of Renewable Energy Siting](#) : Allows business users to create an account and make electronic filings using our Permit Application Portal.

[NYS Office of Children and Family Services](#) : Allows Users to create a business account for OCFS applications.

[NYS Office of General Services](#) : Allows Users to create a business account for SDVES applications.

[NYS Office of Temporary & Disability Assistance](#) : Allows Users to create a business account for OTDA applications.

[NYS Department of Health \(NYSOH\)](#) : Allows Users to create a business account to access the NYSOH Issuer Portal

[NYS Office for People With Developmental Disabilities](#) : Allows Users to create a business account to access OPWDD applications.

[NYS Department of Corrections and Community Supervision](#) : Allows Users to create a business account to access the DOCCS Issuer Portal.

[NYS Homes and Community Renewal](#) : Allows Users to create a business account to access HCR applications.



NY.GOV ID ACCOUNT OVERVIEW

Step Four

Complete the NY.GOV ID Business Account Self Registration Steps

NY.gov ID Business Account Self Registration

First Name*

Last Name*

Email address is needed for password recovery.

Email*

Confirm Email*

Username must be at least 4 characters long, can be up to 128, and must be unique.
Must contain only alphanumeric characters. @ - _ and . may also be included. Do NOT use spaces.


Create a Username*

Create Account




Step 1 of 3

This site is protected by reCAPTCHA and the Google [Privacy Policy](#) and [Terms of Service](#) apply.

Once an account has been successfully created, this screen will display.

 An official website of New York State. [Here's how you know.](#)

NY.gov ID Change Password Update My Account About NY.gov ID Help Desk Information Privacy Policy Terms of Service


Welcome . You are logged in as . Last login -  [Log out](#)


REGISTER TO VOTE
Sign up online or download and mail in your application.
[REGISTER NOW](#)

You have access to the following services


No services enrolled

You can sign up for the following services


NY BUSINESS EXPRESS
Business Express


NYS SECTION 8 HCV PORTAL
Section 8 Housing Choice Voucher Program

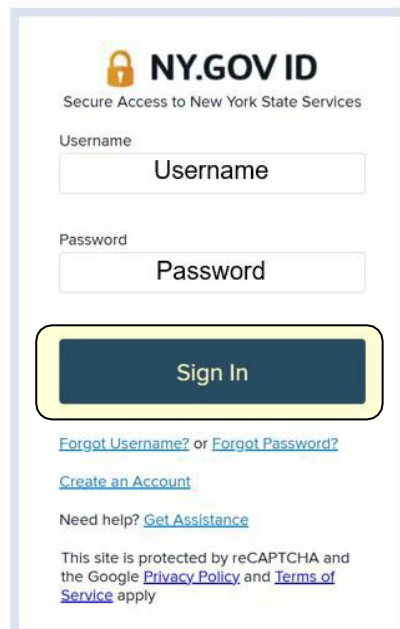
Copyright © 2017 - New York State Office of Information Technology Services (ITS) Build: 03/06/2015 9:02 PM W: 09/03/17 A: 1409R_2 Total time: 0 seconds

 [Agencies](#) [App Directory](#) [Counties](#) [Events](#) [Programs](#) [Services](#)

Please Note: You will not be automatically signed in to the Provider Services Portal from here.

Step Five

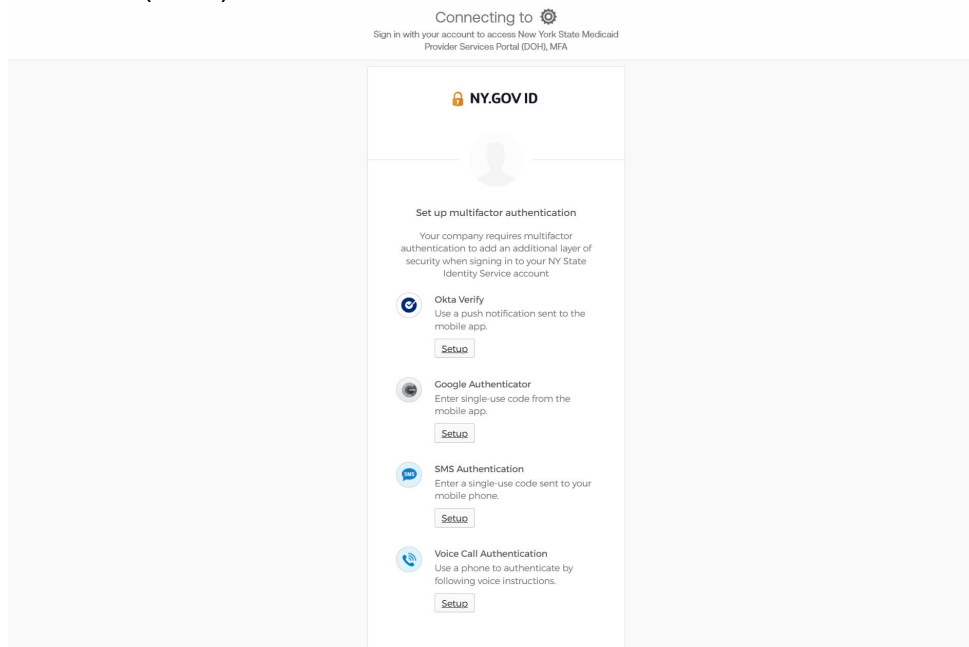
After you have completed setting up your business NY.GOV ID account, sign-in to NY.GOV ID to access the NYS Medicaid Provider Services Portal here: <https://www.nysproviderportal.health.ny.gov>

The image shows the NY.GOV ID login interface. At the top is the NY.GOV ID logo with a padlock icon and the text "Secure Access to New York State Services". Below this are two input fields: "Username" and "Password", each with a placeholder text of the same name. A large blue "Sign In" button is centered below the fields. Under the button are three links: "Forgot Username? or Forgot Password?", "Create an Account", and "Need help? Get Assistance". At the bottom, a disclaimer states: "This site is protected by reCAPTCHA and the Google Privacy Policy and Terms of Service apply".

Step Six

Once you log-in, if you have not already set up multifactor authentication or identity proofing, you will be prompted to complete one or both.


Multifactor Authentication (MFA):

The image shows the MFA setup screen. At the top, it says "Connecting to" with a gear icon, followed by "Sign in with your account to access New York State Medicaid Provider Services Portal (DOH), MFA". Below this is the NY.GOV ID logo and a user profile icon. The main heading is "Set up multifactor authentication". The text below reads: "Your company requires multifactor authentication to add an additional layer of security when signing in to your NY State Identity Service account". There are four options listed, each with a "Setup" button: 1. "Okta Verify" with a description "Use a push notification sent to the mobile app." 2. "Google Authenticator" with a description "Enter single-use code from the mobile app." 3. "SMS Authentication" with a description "Enter a single-use code sent to your mobile phone." 4. "Voice Call Authentication" with a description "Use a phone to authenticate by following voice instructions."

Please Note: Set up more than one multifactor authentication to have a backup MFA to use.

Identity Proofing:

Follow the prompts on the screen and your smartphone to complete identity proofing.

 An official website of New York State. [Here's how you know.](#) ▾

my.ny.gov
NY.GOV ID

We'll need to take some steps to confirm your identity.

It'll only take a few minutes. You'll need:

- Access to a smartphone or tablet with a working camera.
- A U.S. passport, passport card, driver's license or a state-issued non-driver ID.


On the next page you'll be prompted to:


- Review the information we have on file for you.
- Edit any information that should be updated.

[Continue](#)

Don't have access to a mobile phone?
Contact the [appropriate agency](#) for assistance.

NY.GOV ID [Get Assistance](#) [About NY.GOV ID](#) [Privacy Policy](#) [Terms of Service](#) [FAQs](#)

 [Agencies](#) [App Directory](#) [Counties](#) [Events](#) [Programs](#) [Services](#)


 An official website of New York State. [Here's how you know.](#) ▾


my.ny.gov
NY.GOV ID

Let's get you verified


It will only take 2 minutes

What you will need:


Your Government Issued ID - State ID,
Driver's License or US Passport


Your smartphone

[Get started](#)

powered by  **Socure**

To complete document verification, you will be transferred from this New York State website to our partner's website. Socure's Terms of Use and Privacy Statement apply.

Don't have a smartphone or tablet with a working camera? Contact the [appropriate agency](#) for assistance.

NY.GOV ID [Get Assistance](#) [About NY.GOV ID](#) [Privacy Policy](#) [Terms of Service](#) [FAQs](#)

Once that is complete, you can log-in to the Provider Services Portal (PSP) using your NY.GOV ID and password here: <https://www.nysproviderportal.health.ny.gov>



NY.GOV ID ACCOUNT OVERVIEW

New Provider Enrollment Portal



< Provider ▾

Provider Enrollment
Select an applicable option

New Enrollment

Enroll As a New Provider

Enroll Now



Track Application

Track Existing Provider Application

Track Application



For questions related to creating an NY.GOV ID please contact:

Phone: 1-844-891-1786

eMail: Fixit@its.ny.gov

FAQs: <https://my.ny.gov/NYgovId/faqs.xhtml>